




**A unified  
approach holistic  
teaching feedback**



## Meet the presenters:



**Francois Beneteau**

Vice President of Revenue  
Enablement



**Michael Weisman**

Account Executive



Fun fact: Francois was the creator of “Cats, cats, cats, and a bit of BlueX” presentation at BNG 2019

Fun fact: Michael is a stand-in for Jason Statham in his home movies




**So...**

**What is holistic  
teaching  
feedback?**



# Objectives implementing with Blue

- Handle multiple instruments
- Combine questions to reflect criteria that are common across questionnaires (e.g. design, delivery, etc.)
- Produce reports that covers feedback from all 3 sources (Self, Students, and Peers) can report on criteria
- Automate as much as possible



# Project Setup

- Setup 1 project with your course evaluation definition
- Add all the questions for students, self, and peers and make them all hidden
- Create virtual questions to map criteria (e.g. delivery, design, etc.) across questionnaires – this will be useful for reporting

Question List							
				Move to position	Go		
	Index	Default	Identifier	Title	Type	Question for	Edit Preview
<input type="checkbox"/>	1			PEER REVIEWS	Section Title	Courses	<a href="#">Edit</a> <a href="#">Preview</a>
<input type="checkbox"/>	2			Peer Evaluation of Instruction (PEI)	Section Title	Courses	<a href="#">Edit</a> <a href="#">Preview</a>
<input type="checkbox"/>	3			Note: Use with guidance sheet with details to evaluate criteria for this type of class in this unit)	Section Details	Courses	<a href="#">Edit</a> <a href="#">Preview</a>
<input type="checkbox"/>	4			Before observation: The instructor will comment on personal goals for instruction before the observation. The instructor and reviewer will agree on any elements that are N/A for the course. During observation: The reviewer will indicate "Area of strength," "Acceptable," "Area for Improvement" for each of the specific elements. The reviewer will provide some comments for each category of criteria. Comments must be provided for any criterion indicated as an "Area for Improvement". After observation: The reviewer will comment on the instructor's achievement of their goals. Note for reviewer: Research shows that even the best intentions to provide accurate evaluations can be affected by irrelevant or superficial features of an instructor, when what matters is the quality of their teaching. At Illinois, we want our evaluations to be fair and unbiased so we can reward and retain the best teachers. Please make sure that, as you review the instructor, you focus on quality of instruction.	Section Details	Courses	<a href="#">Edit</a> <a href="#">Preview</a>
<input type="checkbox"/>	5			Pre-observation (instructor): Personal goals for instruction in this course:	Comments	Courses	<a href="#">Edit</a> <a href="#">Preview</a>
<input type="checkbox"/>	6			Post-observation (reviewer): Comments on goal achievement:	Comments	Courses	<a href="#">Edit</a> <a href="#">Preview</a>
<input type="checkbox"/>	7			Instruction is well-delivered	Single Selection Table	Courses	<a href="#">Edit</a> <a href="#">Preview</a>
<input type="checkbox"/>	8			Instruction is inclusive and ethical	Single Selection Table	Courses	<a href="#">Edit</a> <a href="#">Preview</a>
<input type="checkbox"/>	9			Any additional formal comments:	Comments	Courses	<a href="#">Edit</a> <a href="#">Preview</a>
<input type="checkbox"/>	10			Confidential comments just for the instructor:	Comments	Courses	<a href="#">Edit</a> <a href="#">Preview</a>
<input type="checkbox"/>	11						
<input type="checkbox"/>	12						
<input type="checkbox"/>	13						

Virtual Question List					Move to position	Go		
	Index	Title			Type	Question for	Edit	
<input type="checkbox"/>	1	Student Feedback - Design			Single Selection Table	Courses	<a href="#">Edit</a>	
<input type="checkbox"/>	2	Student Feedback - Delivery			Single Selection Table	Courses	<a href="#">Edit</a>	
<input type="checkbox"/>	3	Student Feedback - Inclusive and ethical			Single Selection Table	Courses	<a href="#">Edit</a>	
<input type="checkbox"/>	4	Student Feedback - Reflective and evolving			Single Selection Table	Courses	<a href="#">Edit</a>	
<input type="checkbox"/>	5	Peer Feedback - Delivery			Single Selection Table	Courses	<a href="#">Edit</a>	
<input type="checkbox"/>	6	Peer Feedback - Reflective and evolving			Single Selection Table	Courses	<a href="#">Edit</a>	
<input type="checkbox"/>	7	Peer Feedback - Inclusive and ethical			Single Selection Table	Courses	<a href="#">Edit</a>	
<input type="checkbox"/>	8	Peer Feedback - Design			Single Selection Table	Courses	<a href="#">Edit</a>	
<input type="checkbox"/>	9	Self Feedback - Design			Single Selection Table	Courses	<a href="#">Edit</a>	
<input type="checkbox"/>	10	Self Feedback - Reflective and evolving			Single Selection Table	Courses	<a href="#">Edit</a>	
<input type="checkbox"/>	11	Self Feedback - Inclusive and ethical			Single Selection Table	Courses	<a href="#">Edit</a>	
<input type="checkbox"/>	12	Self Feedback - Delivery			Single Selection Table	Courses	<a href="#">Edit</a>	
<input type="checkbox"/>	13	Peer Feedback (Overall)			Single Selection Table	Courses	<a href="#">Edit</a>	
<input type="checkbox"/>	14	Student Feedback (Overall)			Single Selection Table	Courses	<a href="#">Edit</a>	
<input type="checkbox"/>	15	Self Feedback (Overall)			Single Selection Table	Courses	<a href="#">Edit</a>	

# Project Setup - continued

- Create 3 rater groups (Students, Self, Peers)
- Create 3 triggers to show the right questions based on rater group
- Create custom email invitations for each rater group

Invitation notifications

Group

Peer Feedback (Customized) ▼

All

Student Feedback (Customized) group

Self Feedback (Customized)

Peer Feedback (Customized)

Email configuration

☒ Send email notifications

☒ These email notifications will be sent according to schedule conditions.

Sender name

Blue

Sender email

Groups

Results: 1 - 3 of 3 Item(s)

	Group Name	Privileges	Link Type	Group Links To	Edit
<input type="radio"/>	Student Feedback	FO	Relationship	Courses	<a href="#">Edit</a>
<input type="radio"/>	Self Feedback	FO	Relationship	Courses	<a href="#">Edit</a>
<input type="radio"/>	Peer Feedback	FO	Manual	Courses	<a href="#">Edit</a>

Trigger List

Move to position

Results: 1 - 3 of 3 Item(s)

	Index	Trigger Name	Condition	Action
<input type="checkbox"/>	1	Student Feedback	<a href="#">Condition</a>	<a href="#">Action</a>
<input type="checkbox"/>	2	Peer Feedback	<a href="#">Condition</a>	<a href="#">Action</a>
<input type="checkbox"/>	3	Self Feedback	<a href="#">Condition</a>	<a href="#">Action</a>



# Project Setup - continued

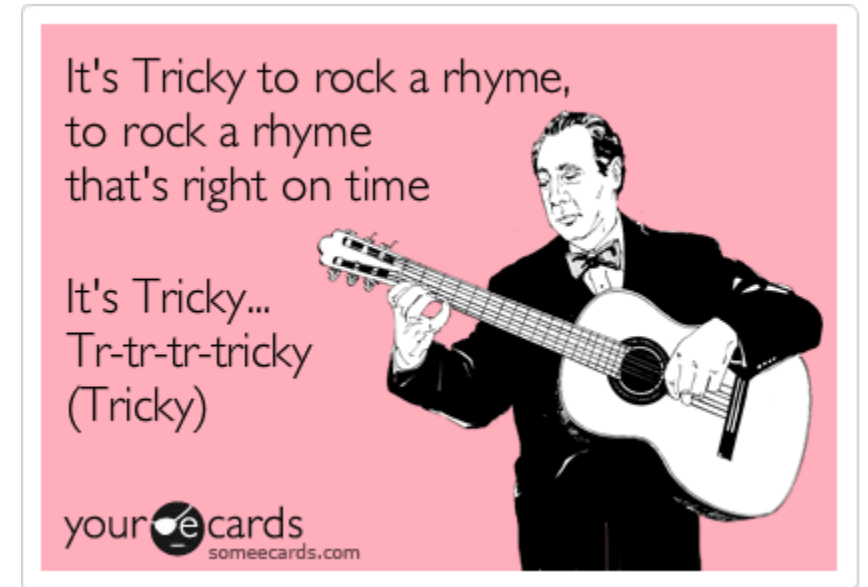
## Assigning users

- Students: Standard course evaluation enrolment data
- Instructors (Self): Standard course evaluation enrolment data
- Peers: This can vary!
  - Assign peers using DIG
  - Peer assignment process managed outside of Blue

## What about the scheduling?

Different groups (self, students, peers) run at different times, right?

- Handle one group at a time:
  - Configure the fill out timing
  - Populate the desired group
  - Launch/save the project
  - Repeat for other groups



# Report Setup

- Setup an individual class/instructor report
- Use virtual questions to report on criteria (e.g. design, delivery, etc.) that spans across all sources of feedback
- Breakdown results by criteria and by rater group
- Include open ended feedback

## Step 2: Define Report Settings

Project Title Holistic Evaluation - Holistic Feedback

### Select Report Type

☐ Rollover

☒ Individual

☐ Group by

CE-Courses

Name

☒ Distributed

☒ Breakdown by Secondary Subject


☐ Export

☐ Automatic Update

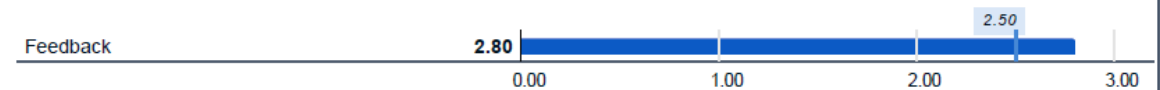
☐ Update static viewers automatically from project group definition

☐ Merge Subjects

### Student Feedback - Design



### Peer Feedback - Design



### Self Feedback - Design



# Report Setup - continued

Design an awesome report using Blue's reporting engine!

(Francois, this is where you load the pdf)

## **explorance.** Teaching Excellence Report

INDIVIDUAL CLASS REPORT



Course: M\_Eng\_01: English 101

Your Name: Debra Miles

# Further possibilities

- Setup aggregate reports (e.g. Instructor aggregate)
- Implement results in the Feedback Dashboard
- Push reports to Interfolio

