
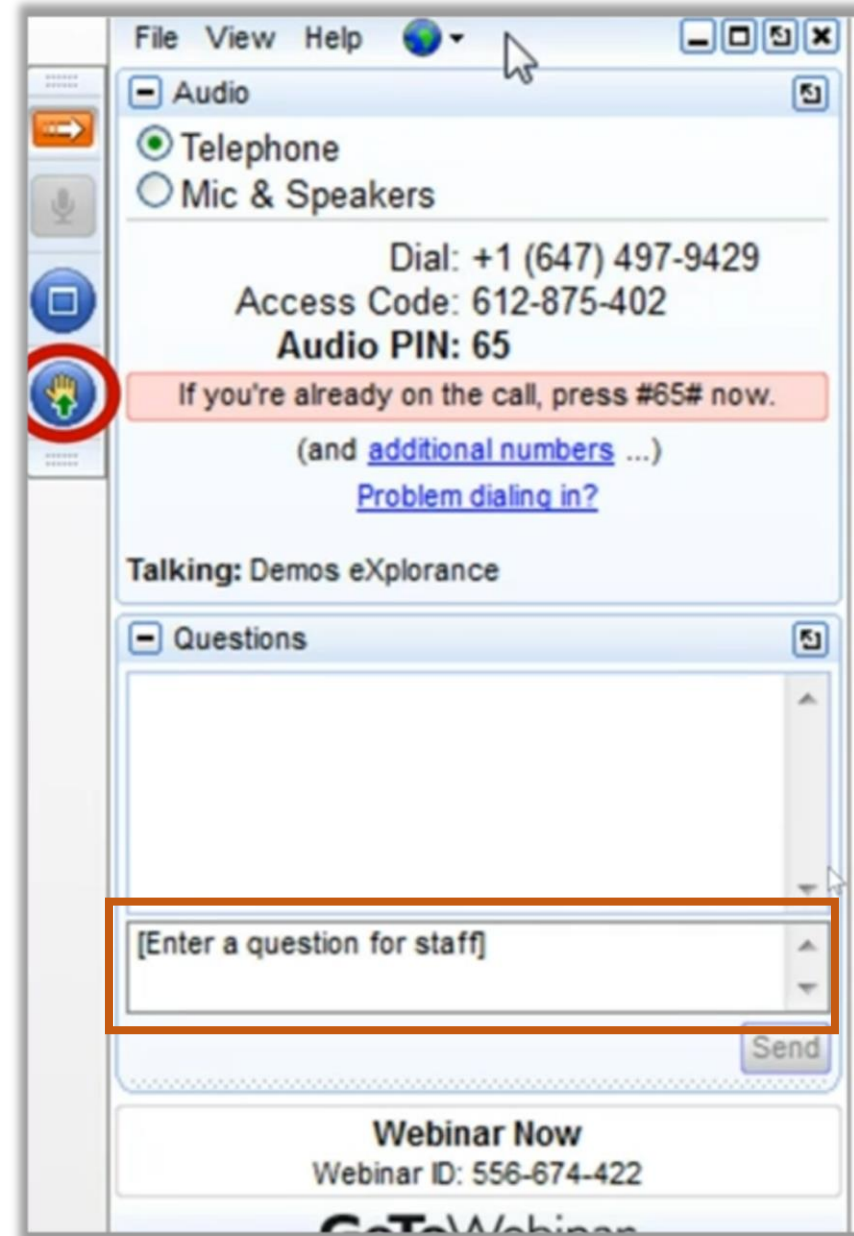


## Blue Dashboard 3.2

New Functions &  
Enhancements



# Interacting



# Agenda

- **The promise from 3.1**
- **User interface changes (3)**
- **Configuration changes (8)**

BLUE

ADMIN

Home

Dashboards

DIG Projects

Projects

Reports

Exports

Question Bank

Record Mgmt

Help

## Blue Dashboard

### Your dashboards

☰ | Course Evaluation Dashboard



Course Evaluation Dashboard

Aggregate dashboard

Published site



Course Evaluation Dashboard

Individual dashboard

Published site

☰ | Employee experience management dashboard - Recruitment



Employee experience management dashboard - Recruitment

Aggregate dashboard

Published site



Employee experience management dashboard - Recruitment

Individual dashboard

Published site

**Analysis** Settings

Time range +

Compare +

Filter by +



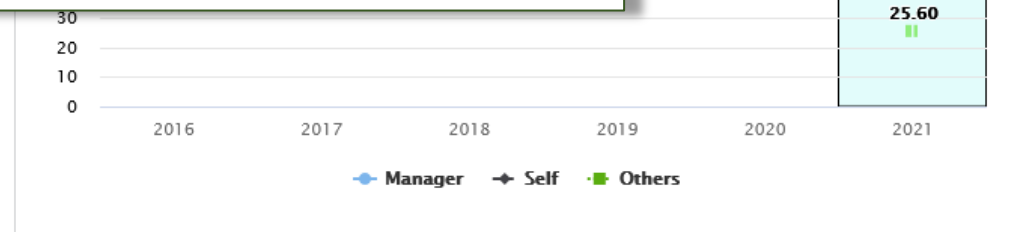
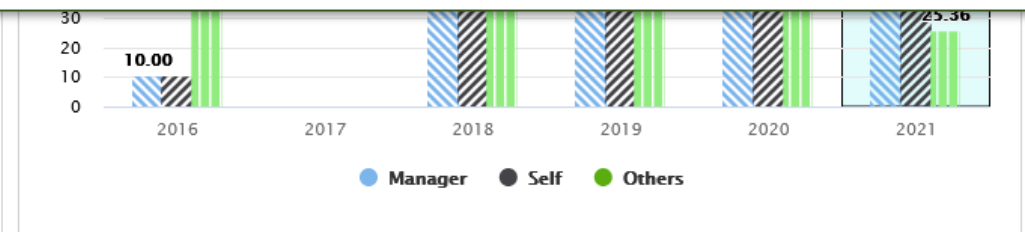
Trend Analysis Reviews

### Trend Analysis

← 2021 →

Applied analysis criteria (1)

# WCAG 2.1 AA Accessibility Compliance



Analysis Settings

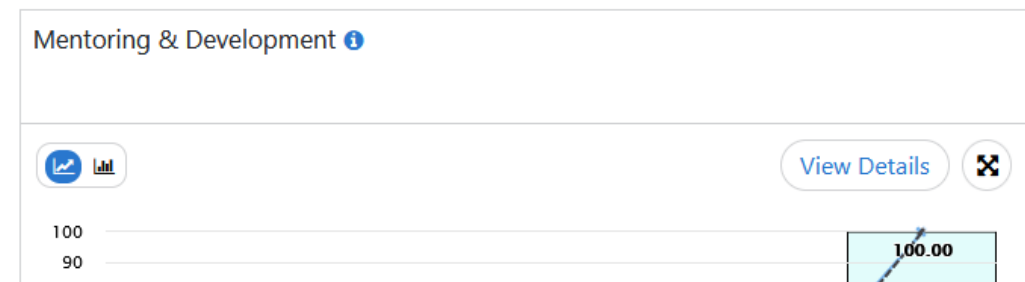
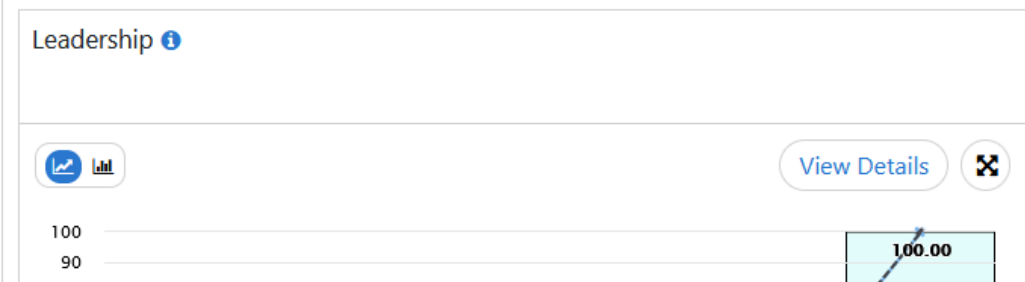
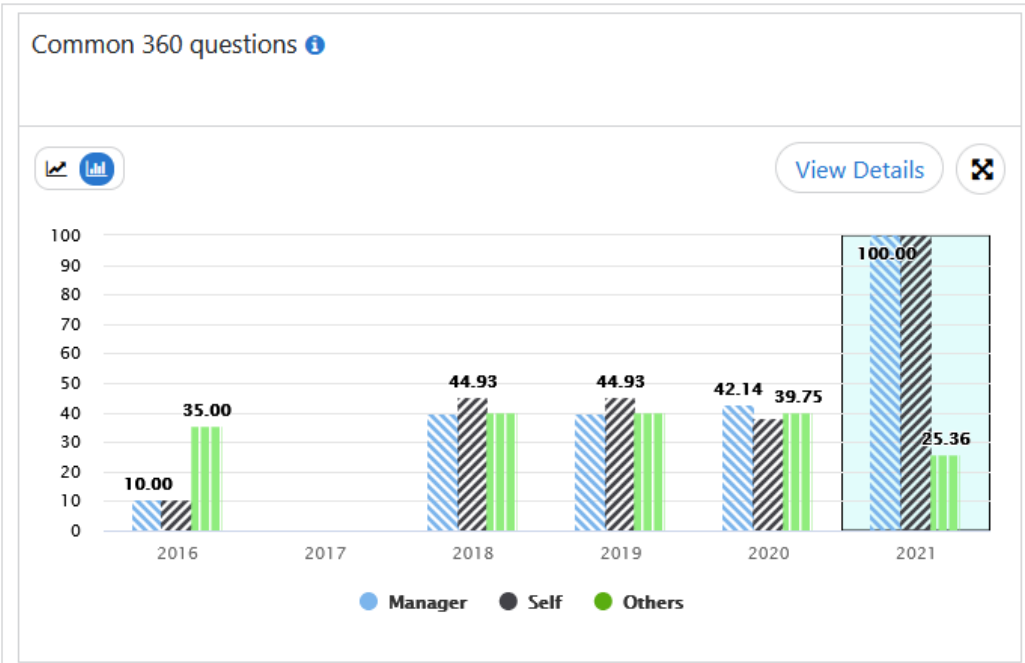
Trend Analysis Reviews

- Time range +
- Compare +
- Filter by +

### Trend Analysis

← 2021 →

Applied analysis criteria (1) +



# 1. Evaluation Dashboard (360) for Charles Schulz

[Print](#)

Trend Analysis

2021

## Applied analysis criteria

Compare:

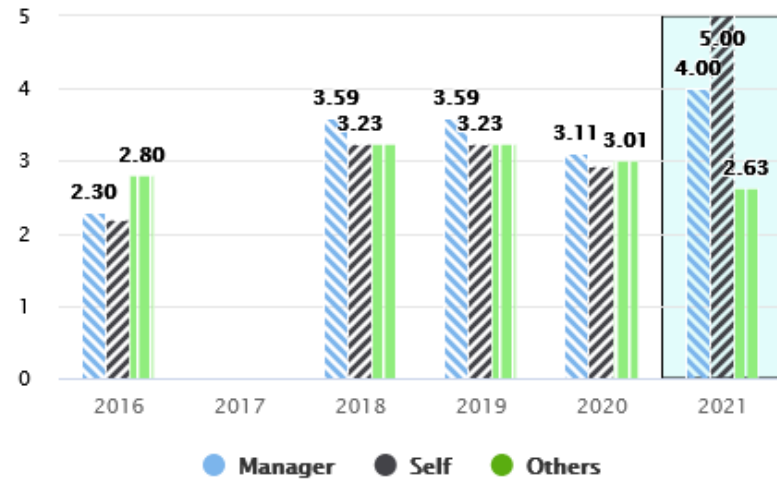
Raters: Rater groups

Manager

Self

Others

### Common 360 questions



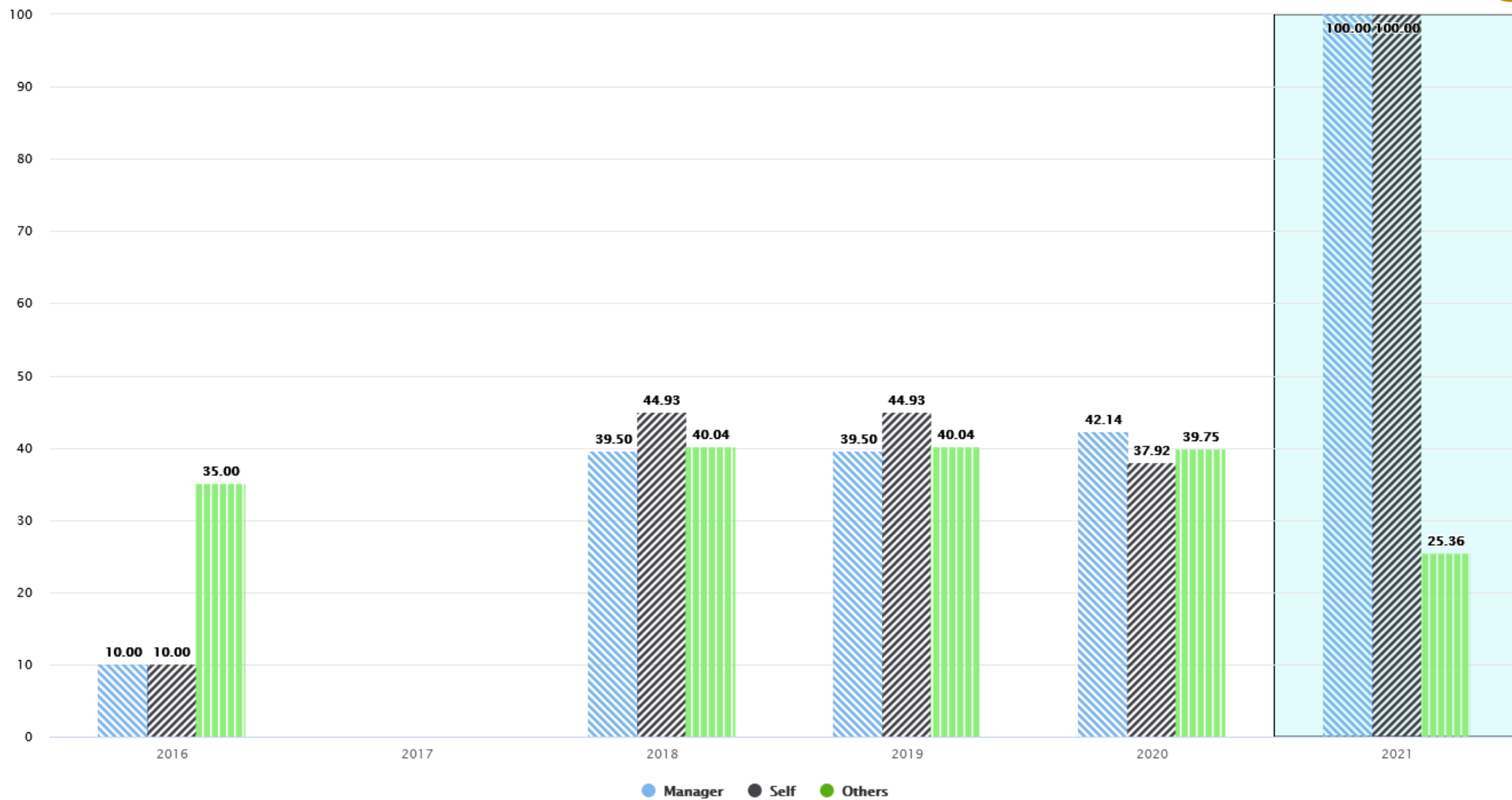
### Executive specific questions



### Common 360 questions [i](#)



[View Details](#)



### Executive specific questions [i](#)



[View Details](#)



### Leadership [i](#)

[View Details](#)





# Blue Dashboard

1. Evaluation Dashboard (360)

About

Prepare

Preview

Publish

Subject only mode

Apply

Summary

Data for analysis

Questions

Question groups

Demographics

Organizational links

Dynamic groups

Time scales

Thresholds

Options

Labels

Actions

Save

Blue projects (6)

Questions (19)

Question groups (6)

Reviews (1)

Subjects (10)

Raters (1)



## Blue Dashboard



This is the latest version of the Blue Dashboard.

Version: 3.2.0.0

Explorer licenses purchased: 5

Dashboard ID: f75e9a9c-97ba-4b1f-aec5-b1316d987aae

Explorance help center A small icon of a square with an arrow pointing outwards, indicating an external link.

# Blue Dashboard

1. Evaluation Dashboard (360)

[About](#)[Prepare](#)[Preview](#)[Publish](#)[Summary](#)[Individual dashboard access](#)[Aggregate dashboard access](#)[Temporary Override](#)[Actions](#)

## Publish

No updates to publish.

Dynamic group daily update scheduler (publish site): Status  OnDynamic groups will be updated daily from the database. Please note the scheduler uses UTC time not your local time. **Current scheduler is set to run at 16:15 UTC time.**

Hour

16

Minute

15

[Apply](#)

## Processing latest data

The latest data is being processed and optimized for presentation to Explorers. During this time the dashboard service may be temporarily unavailable.

5 %

[Cancel](#)

## Delete published site

Data displayed on this site was generated at 2023-04-20 14:00 AM UTC time.

# Blue Dashboard

1. Evaluation Dashboard (360)

About

Prepare   Preview   **Publish**

Summary   Individual dashboard access   Aggregate dashboard access   **Temporary Override**   Actions  

## Temporary override for published site

Apply

This page can be used to temporarily adjust the settings of the published site without having to publish the dashboard. Note, that when the dashboard is published again, the settings will be overwritten by the configuration found on the preview site.

**Blue dashboard title**

1. Evaluation Dashboard (360) ----do not change

**Set custom labels**

Primary subject	Reviews
Respondent	Raters
Secondary subject	Subjects
Question groups	Trend Analysis
Primary subject name	Projects
Respondent groups	Rater groups

Users can download their response data

## Blue Dashboard

## 1. Evaluation Dashboard (360)

[About](#)

Prepare

Preview

Publish

Subject only mode

Apply

Summary

Data for analysis

Questions

Question groups

Demographics

Organizational links

Dynamic groups

Time scales

Thresholds

Options

Labels

Actions

Save

## Time scales &gt; Year

2016	1/1/2016	12/31/2016
2017	1/1/2017	12/31/2017
2018	1/1/2018	12/31/2018
2019	1/1/2019	12/31/2019
2020	1/1/2020	12/31/2020
2021	1/1/2021	12/31/2021

Period label	Start date	End date	Add
--------------	------------	----------	-----

# Blue Dashboard

1. Evaluation Dashboard (360)

About

Prepare Preview Publish Subject only mode Apply

Summary Data for analysis Questions Question groups Demographics Organizational links Dynamic groups Time scales Thresholds Options Labels Actions Save

## Select options

Response data will be included:

- When the evaluation starts
- After the evaluation has ended

Response data is included in a time period based on:

Default option

- Evaluation start date
- Evaluation end date
- Project start date
- Project end date
- Response date

### Project level override options

VS2019 - Explorance University - 360 Assessment  
 EU - Explorance University

Published 2019-01-01 Expires 2019-12-31

Expired

Default

- When the evaluation starts
- After the evaluation has ended

Response data is included in a time period based on:

Default option

- Evaluation start date
- Evaluation end date
- Project start date
- Project end date
- Response date



Project level override options

VS2019 - Explorance University - 360 Assessment EU - Explorance University	Published 2019-01-01	Expires 2019-12-31	Expired	Default
MQS2020 - Explorance University - 360 Assessment EU - Explorance University	Published 2020-01-01	Expires 2020-12-31	Expired	Default
MQS2018 - Explorance University - 360 Assessment EU - Explorance University	Published 2018-01-01	Expires 2018-12-31	Expired	Default
VS2016 - Explorance University - 360 Assessment EU - Explorance University	Published 2016-01-01	Expires 2021-12-31	Expired	Response date

Response date

Project level override options

<p><b>MQS2018 - Explorance University - 360 Assessment</b> EU - Explorance University</p>	<p>Published 2018-01-01</p>	<p><b>Expired</b> Expires 2018-12-31</p>	<p>Default</p>
<p><b>VS2016 - Explorance University - 360 Assessment</b> EU - Explorance University</p>	<p>Published 2016-01-01</p>	<p><b>Expired</b> Expires 2021-12-31</p>	<p>Response date</p>
<p><b>2021 Executive 360 Evaluation - U1 Inc</b></p>	<p>Published 2021-12-06</p>	<p><b>Expired</b> Expires 2021-12-10</p>	<p>Default</p>
<p><b>VS2017 - Explorance University - 360 Assessment</b> EU - Explorance University</p>	<p>Published 2017-01-01</p>	<p><b>Expired</b> Expires 2021-12-31</p>	<p>Response date</p>

Default statistic

- Mean
- Median *i*
- Interpolated median *i*
- % Favorable
- Response count

Available statistics

- Mean
- Standard deviation
- Median *i*
- Interpolated median *i*
- % Favorable Top 2 score
- Minimum
- Maximum
- Response count

Users can download their response data

# One last 3.2 note

- Relationship demographics



# Questions?