

Response Rate Optimization:

Engaging Faculty and Students to Improve Response Rates

Wednesday June 21st, 2023

Nitin Sharma – VP, Product Management
Mohammed Sheraidah – VP, Solution Architecture
Alexandra Rascanu – Product Manager, Blue

Agenda



1. Overview



2. Faculty Role



3. Supervisor Role

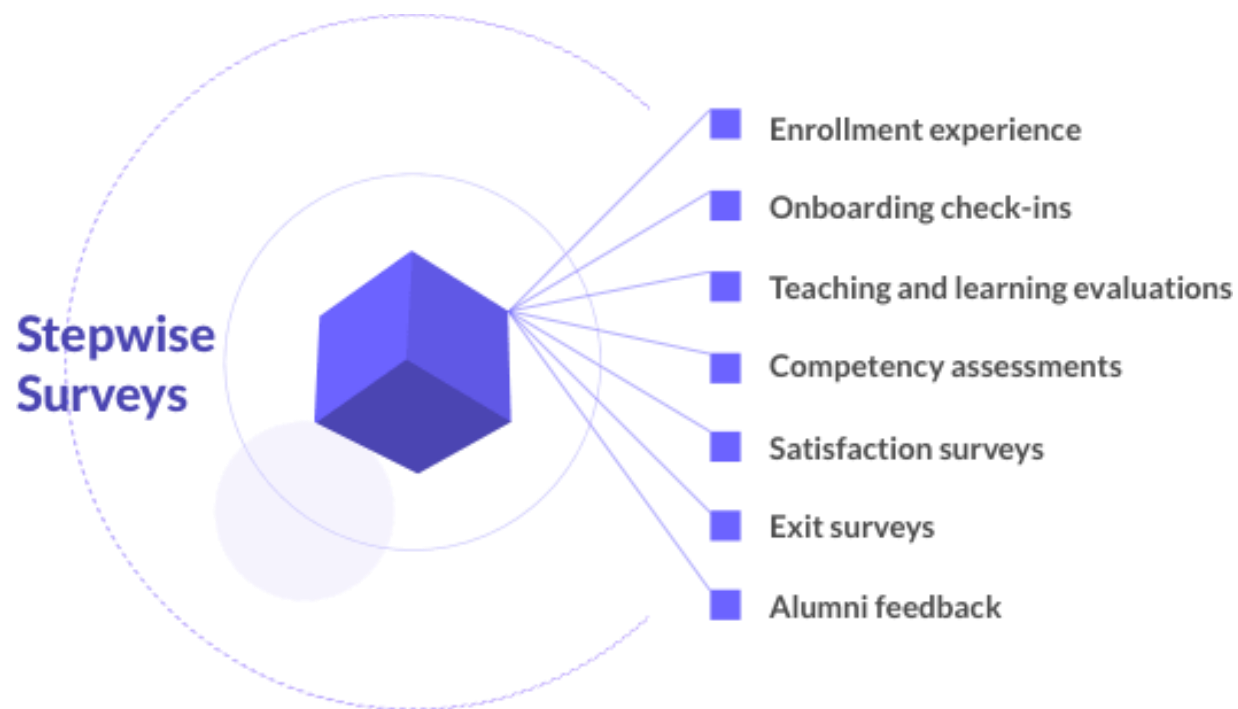


4. Student Role



5. Summary & Questions

Overview



High Response Rates are for generating valid, reliable and generalizable results.



Multiple stakeholders can help drive higher Response Rates. We'll focus on Faculty, Supervisor, and Student roles.

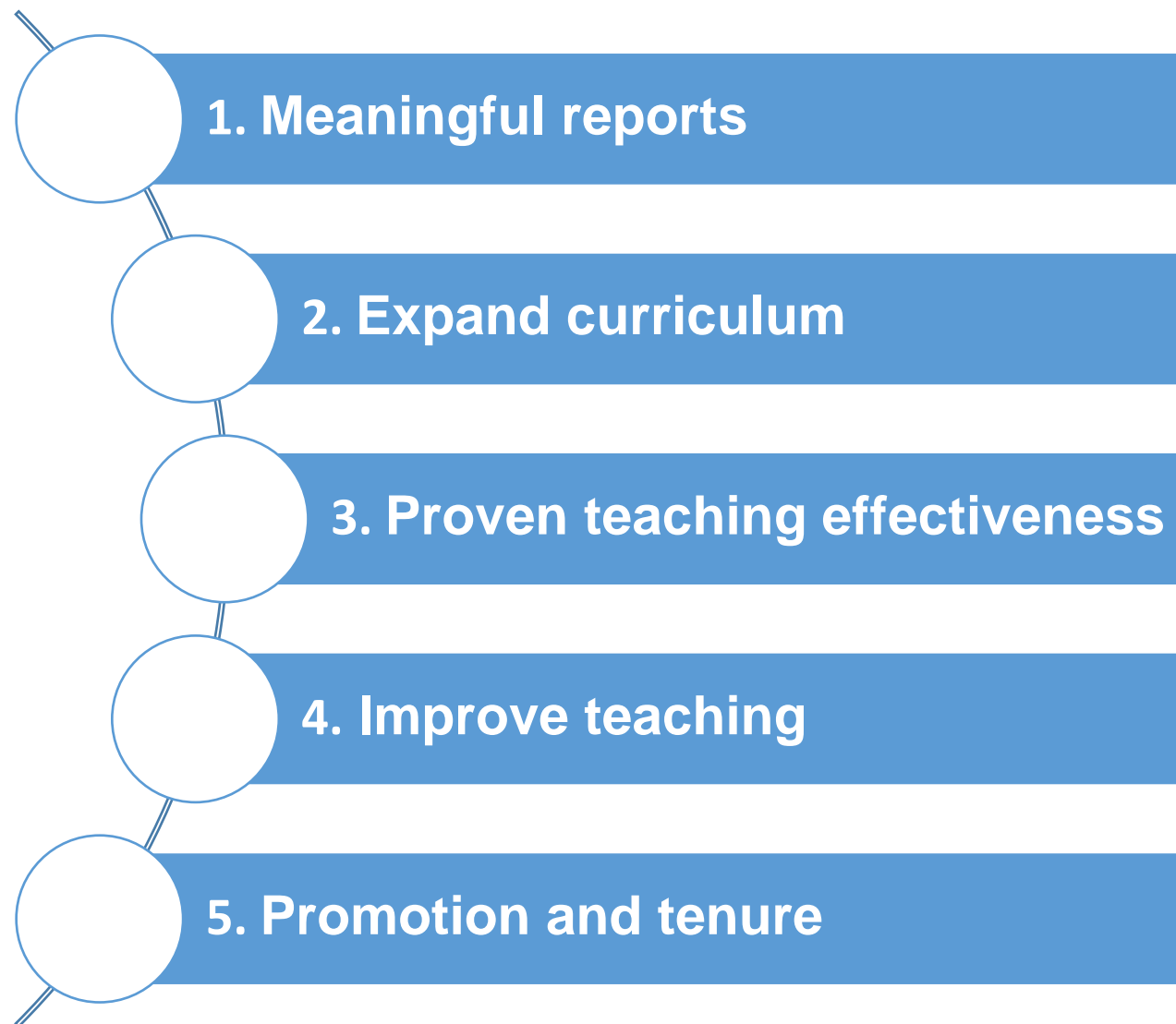


For each stakeholder group, let's dive into how they can monitor, analyze and act during a survey period with Blue.

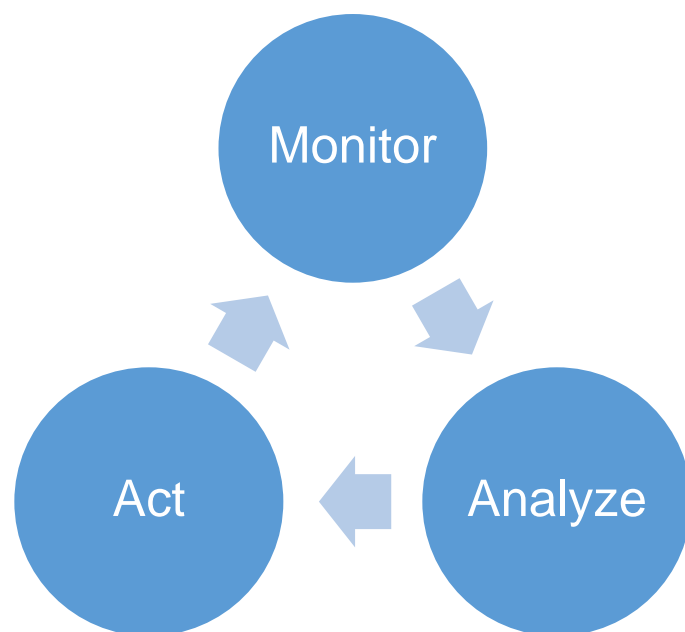


Faculty

Faculty Benefits



Enable and provide Autonomy to Faculty



Before the Evaluation


- Initial communication - guidance around faculty role, evaluation access paths
- Evaluation review and management - student roster, QP, delegated control

During the Evaluation

- Regular communications (reminders)
- Opportunity to gauge progress: Course Management (tile view), Response Rate Monitor Dashboard, Auto-update Reports
- Opportunity to influence and engage
- Opportunity to act e.g. time in class, send reminders

End of the Evaluation

- End of term reports
- Link to Response Rate Monitoring Dashboard



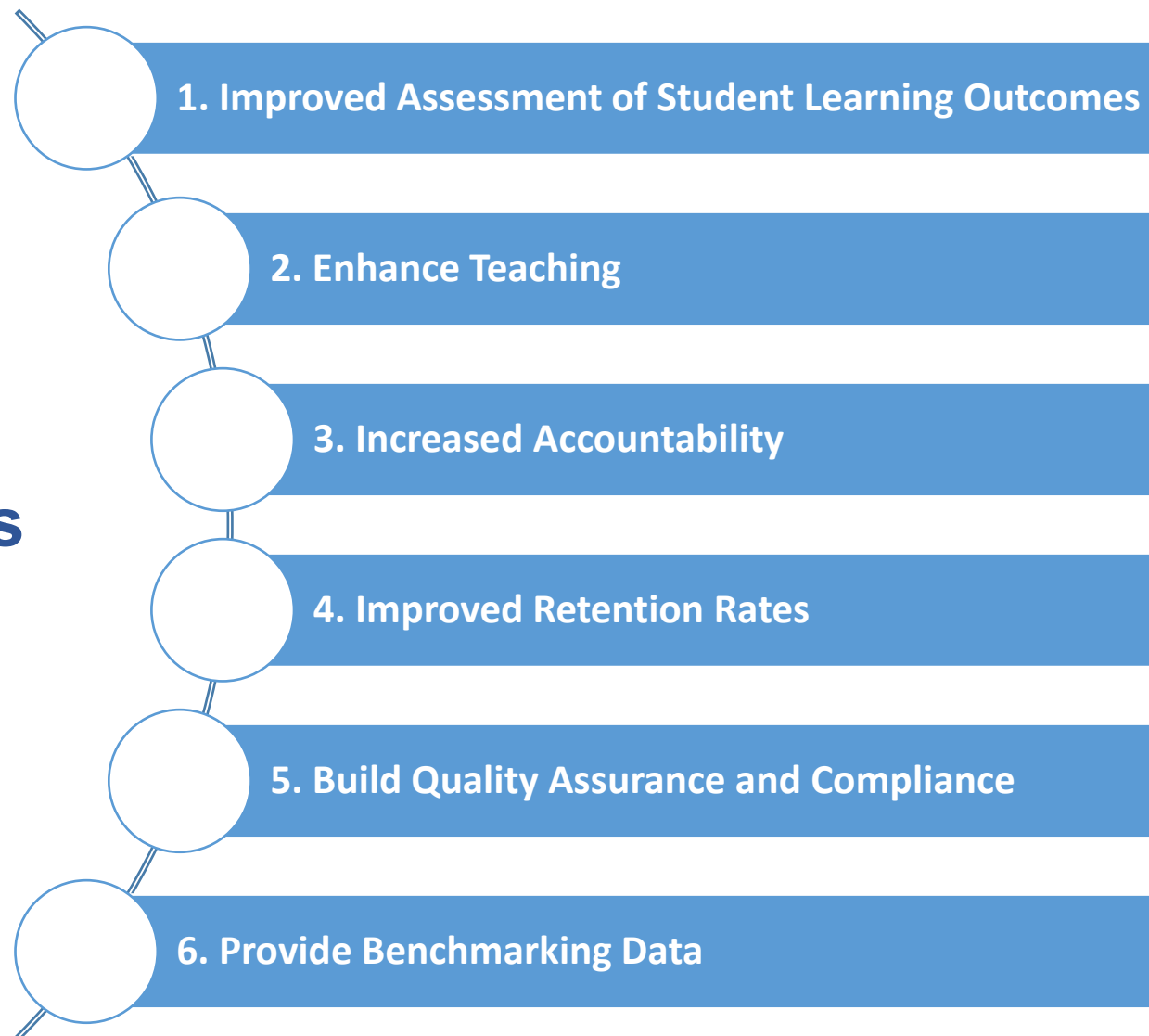
Multiple options

- Response Rate Monitor Dashboard
- Individual response rate monitoring
- Subject Management
- Response rate reports

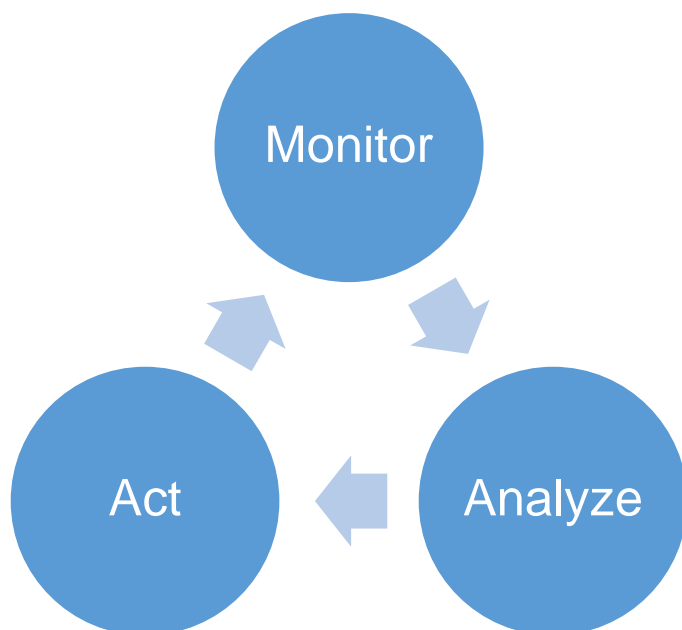


Supervisors

Focus of Supervisors



Enable and provide Autonomy to Supervisors



Before the Evaluation

- Communication Plan
 - Importance of the process
 - Their role
 - Historical Response rate (Export Report, Feedback View, Blue Dashboard)

During the Evaluation

- Regular reminders
 - Use Email Template
 - Include RRM link and/or SM
 - Include overall response rate
- Automatic update reports
- DRA vs Static

End of the Evaluation

- Final Report
- Include link to Feedback view or Blue Dashboard



Student benefits

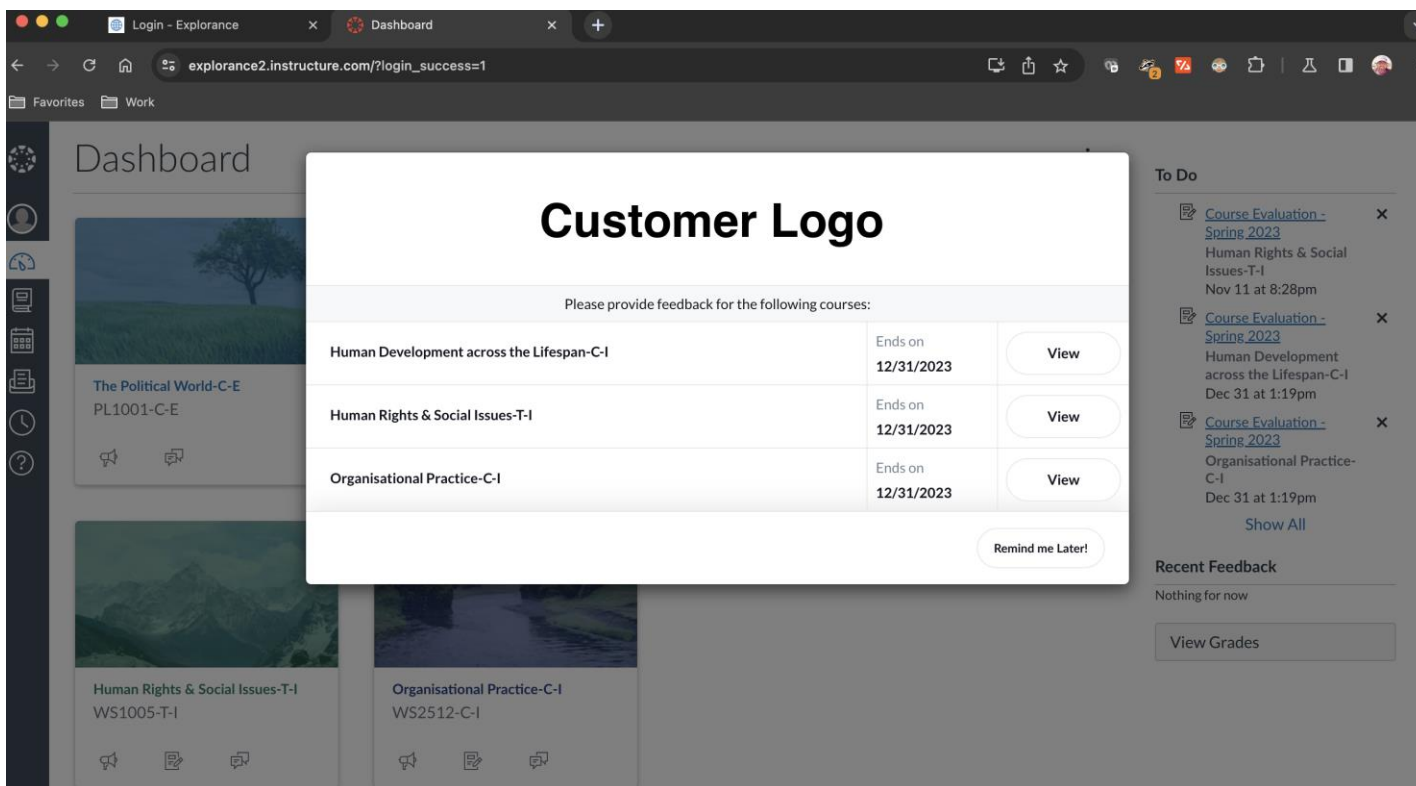
Closing the feedback loop:



- Students are directly involved in the feedback process
- Students see that their feedback was received and heard
- Validates that change or action can be taken from these conversations
- Allows faculty an opportunity for discussions, if needed

Meet your Students where they are:

- Emails invitations and reminders
- SMS notifications
- Faculty can prompt Students
- Student Portal Integrations
 - Login prompts
 - Course prompts
 - Calendar integration
 - Announcements
 - Assignments
 - Grade points



Student feedback for enrolment periods – Selecting a course:

Course Evaluation Results

The feedback view is a centralized dashboard of result displaying the results in a clear and concise manner. Thank you!

[-] Please select from the following criteria:

Course ID

[-] Current Data

<< < 1 / 14 > >> 10 Total Items 131

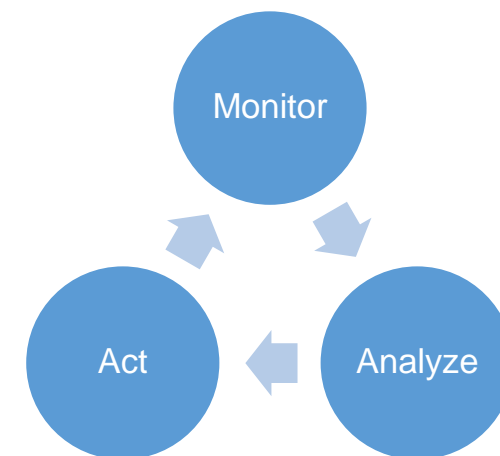
↑ Course ID	Course Name	Program	School	Course Score	Invited	Responded	Response rate
ABSKDP-101	Business Essentials	Electrical Engineering	Engineering	2.20	210	209	<div><div></div></div> 100%
ABSKDP-102	Business Essentials	MBA	Management	2.10	224	218	<div><div></div></div> 97%
ABSKDP-103	Business Essentials	Bcom	Management	1.90	231	203	<div><div></div></div> 88%
ABSKDP-104	Business Essentials	Mathematics	Science and Technologies	4.70	252	236	<div><div></div></div> 94%
ABSKDP-105	Integrated Project I	Civil Engineering	Engineering	3.50	315	288	<div><div></div></div> 91%
ABSKDP-106	Integrated Project I	Physics	Science and Technologies	2.20	105	102	<div><div></div></div> 97%
ABSKDP-107	Integrated Project I	Electrical Engineering	Engineering	2.10	84	73	<div><div></div></div> 87%
ABSKDP-108	Integrated Project I	MBA	Management	1.90	210	168	<div><div></div></div> 80%
ABSKDP-109	Business Technology	Bcom	Management	4.70	224	192	<div><div></div></div> 86%
ABSKDP-110	Business Technology	Mathematics	Science and Technologies	3.50	231	179	<div><div></div></div> 77%

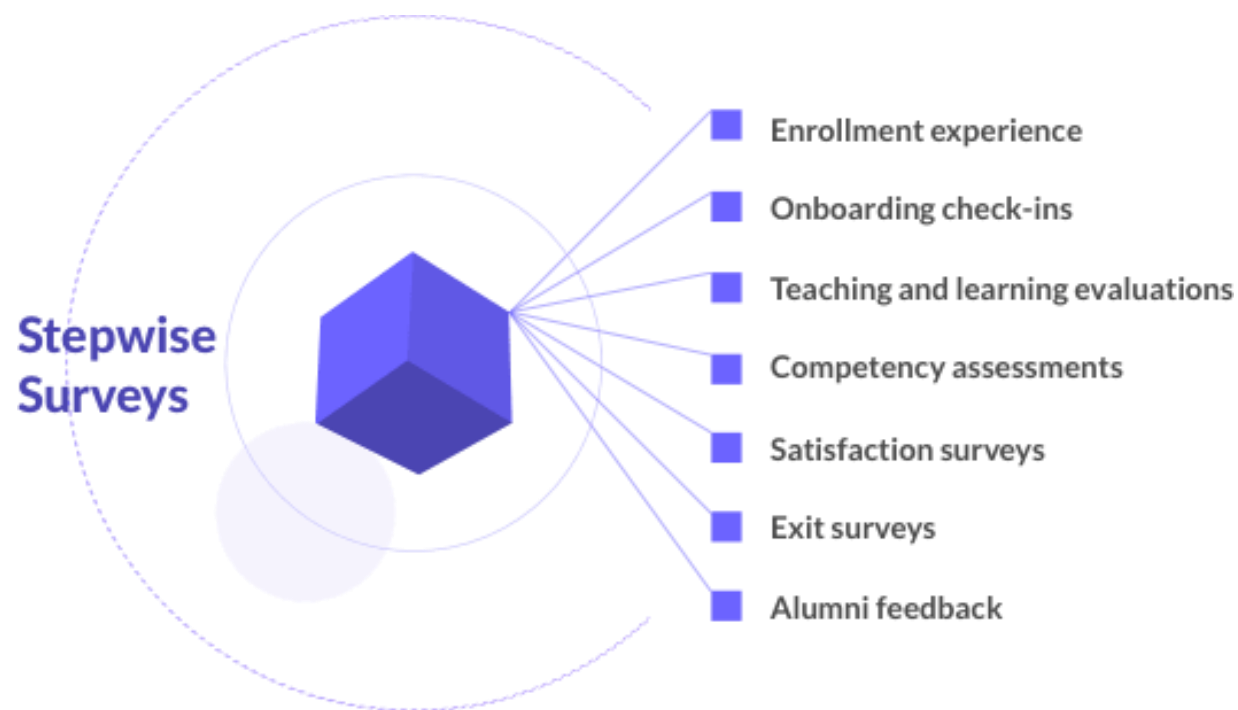
- Feedback as a part of the course enrolment process
- Students can view the feedback from previous evaluations
- Use this information when creating schedules and selecting courses



Summary

Stakeholder	Before	During	After
Faculty	Export Report Feedback View	Subject Management	Final Report
Supervisor	Export Report ^{DRA} Feedback View ^{DRA} Blue Dashboard ^{DRA}	Response Rate Monitor Subject Management	Final Report ^{DRA} Feedback View ^{DRA} Blue Dashboard ^{DRA}
Student	Feedback View	Faculty Prompt Emails, SMS LMS Integration	Closing the loop





Summary

- High Response for generating valid, reliable and generalizable results.
- Including key stakeholders can help drive higher Response Rates.
- For each stakeholder group, review how you can automate or delegate monitoring, analyzing and the ability to take actions.
- More about Blue Connector at the Bluenotes Midterm Surveys Community Meetup on June 28
- Bluenotes Global



REFLECT AND REIMAGINE: 10 Years of Shaping Higher Education

July 30 - August 2, 2023 | Louisville, KY

REGISTER TODAY & SAVE

<https://www.bluenotesgroup.com/bluenotes-global-2023/>

Hosted by University of Louisville, Sponsored by Explorance





Questions?