



Blue 9: Next Generation Feedback Analytics Platform

❖ Our Presenters



Alexandra Rascanu

Blue Product Manager



Nitin Sharma

VP of Product

❖ 20 years of Explorance ♡



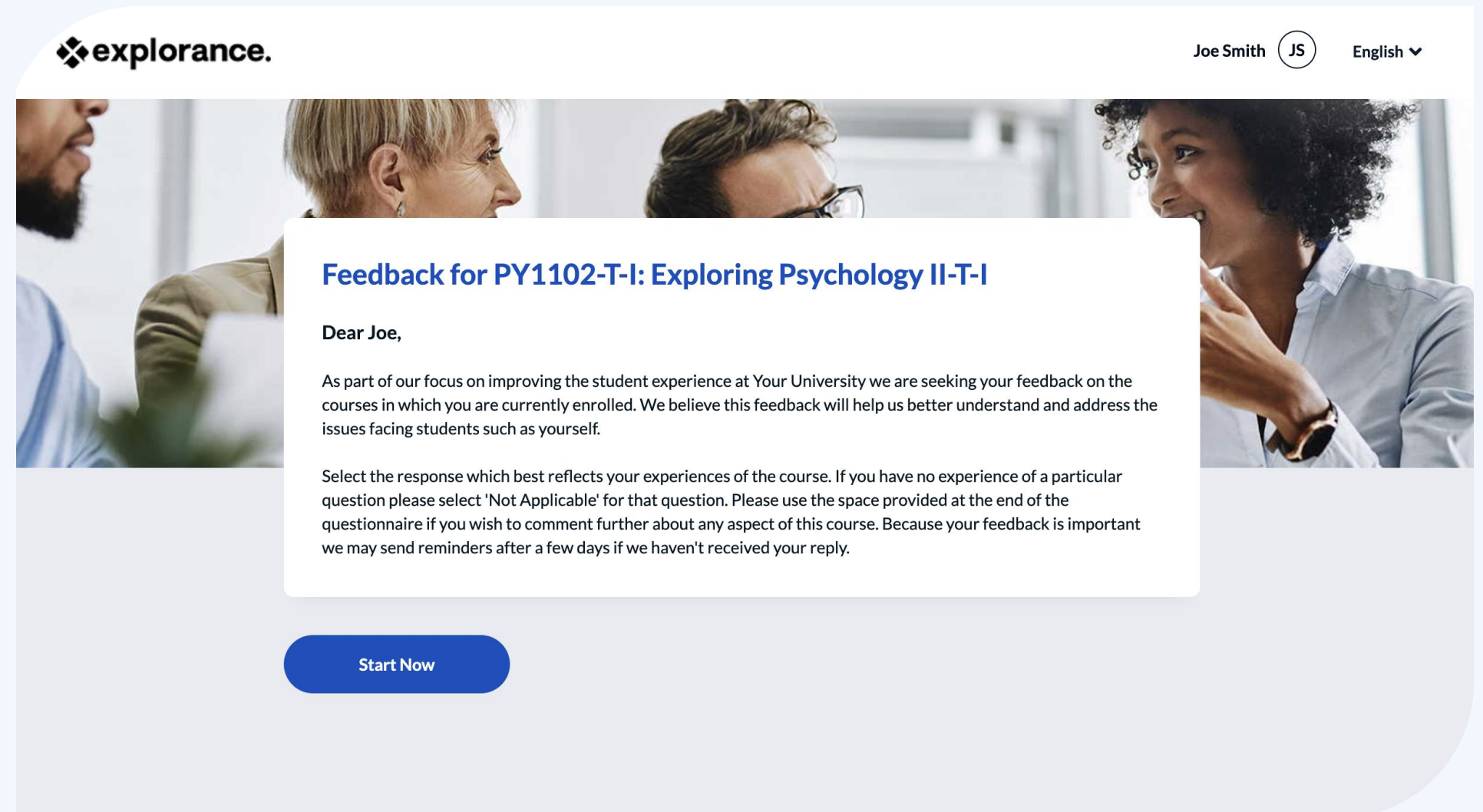
❖ 20 years of Community ♡




Feedback Analytics Platform

Supports your most important feedback processes for Student Success and Institutional Effectiveness, and more.

- Course Evaluations
- Satisfaction Surveys
- Midterm Surveys
- Alumni Surveys
- 360 feedback
- And more



❖ Explorance Blue for...



Data

System & People Silos



Automation / Delegation

Tasks & Distribution



Analytics

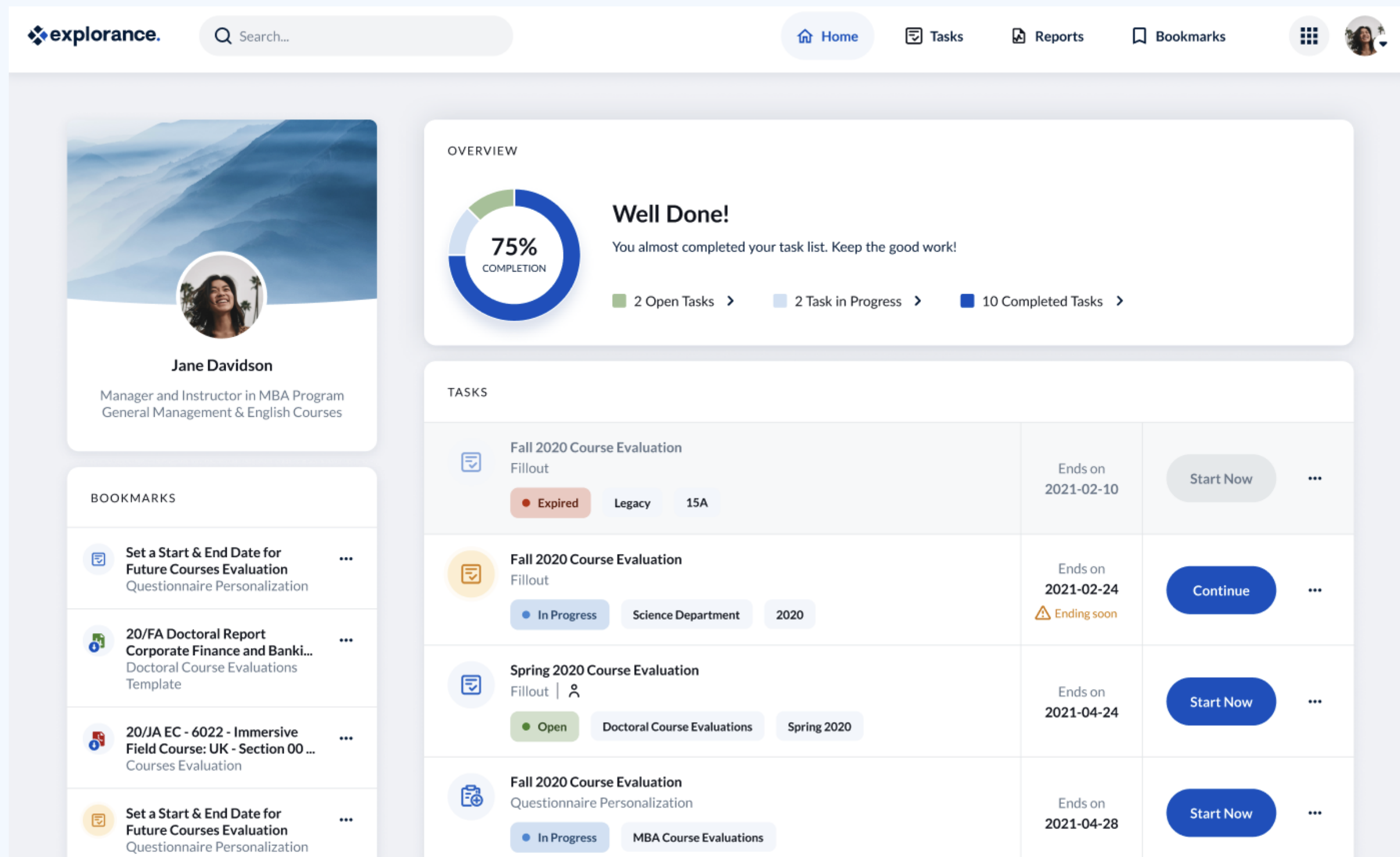
Reports & Dashboards

❖ Our North Star



“Next Generation Feedback Analytics Platform”

Blue 9



❖ Blue 9

- 1 - Creates a Safe Space for Feedback
- 2 - Expanded Authentication Capabilities
- 3 - Enables Personalized Experiences
- 4 - Identifies the Moments That Matter
- 5 - Commitment to Interoperability

The screenshot displays the Explorance dashboard for a user named Jane Davidson. The dashboard is organized into several sections:

- Header:** Includes the Explorance logo, a search bar, and navigation links for Home, My Works, and My Bookmarks.
- User Profile:** Features a profile picture of Jane Davidson, her name, and her role: Manager and Instructor in MBA Program, General Management & English Courses.
- Overview:** A circular progress indicator shows 90% completion. A message reads: "Well Done! You almost completed your task list. Keep the good work!". Below this, a summary shows 1 Open Task, 3 Task in Progress, and 10 Completed Tasks. A row of icons indicates 4 Tasks To Do, 1 Project Updates, 1 Expiring Tasks, and 2 Incomplete Projects.
- My Bookmarks:** A list of five bookmarked items, including "Set a Start & End Date for Future Courses Evaluation Questionnaire Personalization" and "20/FA Doctoral Report Corporate Finance and Banki... Doctoral Course Evaluations Template". A link to "View All Bookmarks (15)" is at the bottom.
- My Tasks:** A table of tasks with columns for task name, status, due date, and actions. Tasks include "FY23 Technology Enablement Strategy: Sightline Fillout", "Course Evaluation PHI 101 - Winter 2023 Quick Insights Signing", "ENG 101 - Fall 2023 Rater selection", "DT FY23 Pillar: Culture, Change and Communications Fill out", and "Audit Launch for Experienced Hires - Senior Associates and above Fill out".
- Data Explorer:** A section titled "Data Explorer" with a description: "Dive into your data using this drillable and dynamic tool perfect for ad-hoc and exception analysis." and a link to "View Data Explorer".
- Courses Management:** A section titled "Courses Management" with a description: "Aliquam ultrices nisl ut dignissim lobortis. Maecenas malesuada facilisis dolor." and a link to "Manage your subjects".
- My Reports:** A table of reports with columns for report name, availability date, and actions. Reports include "20/FA Doctoral Report Corporate Finance and Banking 4243 Adi Sunderam Doctoral Course Evaluations Template" and "20/FA Doctoral Report Corporate Finance and Banking 4243 Samuel Hanson Doctoral Course Evaluations Template".

❖ A Safe Space for Feedback

Key Highlights

Highlight your brand

- Background image
- Logos
- Fav Icon
- Advisory message
- Custom Launchers
 - Links to additional resources
- Global Session across applications



In the moment feedback.



[Home](#) [Tasks](#) [Reports](#) [Bookmarks](#)

Jane Jackson
Leading our School of Sciences for 6 years and counting!

Explorance Uni Data Policy
See how we are committed to handling all of your feedback data!

[See now](#)

Subject management
Dive into the subject-based

Evaluation period is around the corner!
Let's all be mindful of the improve...

MY REPORTS

Ind report for AK pairing for AFS112-001-2012010 - LEADERSHIP LABORATORY I (abc yes) AK Ind report (non auto update) 2023 Show more [+]	Made available on 20-11-2023	...
Ind report for AK pairing for AFS111-001-2012010 - AEROSPACE STUDIES I (abc yes) AK Ind report (non auto update) 2023 Show more [+]	Made available on 20-11-2023	...
Ind report for AK pairing for AFS211-001-2012010 - AEROSPACE STUDIES II (abc yes) AK Ind report (non auto update) 2023 Show more [+]	Made available on 20-11-2023	...

❖ Expanded Authentication

Key Highlights

Expanded SSO Support

- Delegated configuration
- Expanded SSO support (SAML 2.0, Okta, CAS, WS-Federation, OpenID, Google, Microsoft, and Facebook)
- Muti-Domain support

Robust Explorance Authentication

- Email 2 Factor-Authentication
- Password Policies
 - Durations
 - History
 - Prohibited words
 - Account lockouts



Central User.



The screenshot displays the Explorance admin interface. The top navigation bar includes the 'generic logo company' and a user profile. The left sidebar shows 'System administration' with options: Overview, Security and access, Single Sign-On (SSO), and System settings. The main content area is divided into two sections: 'Single Sign-On (SSO)' and 'Security and access'.

Single Sign-On (SSO) Section:

- Navigation: Overview > Single Sign-On (SSO)
- Configured SSO providers table:

Public SSO ID	Provider	Name	Modified
5f525b48-c016-4d9...	CAS CAS	CASTestPass3	16-10-2023
a8db5fbd-287a-466...	CAS CAS	Front End Tes...	23-10-2023
dd948d52-8181-48c...	CAS CAS	QA CAS SSO	12-10-2023
36a42ae4-a550-425...	CAS CAS	test	24-11-2023
3c59facc-1fe0-4f7f-a...	CAS CAS	TestCASree	12-10-2023
2e5c214f-80c7-4c77...	CAS CAS	TestSree2.9.9.5	12-10-2023

Security and access Section:

- Navigation: Overview > Security and access
- Authentication Settings:
- System authentication: Select how users will log in to the system. (Basic authentication)
- Global SSO logout: When global SSO logout is enabled, the user logs out of this system, they are also logged out from the SSO provider and all applications using the SSO credentials (if supported by the SSO and is enabled). (Toggle switch)
- Logout redirection: The webpage that a user will be redirected to when they log out of their account. (Active)

✦ Personalized Experiences

Key Highlights

My Profile

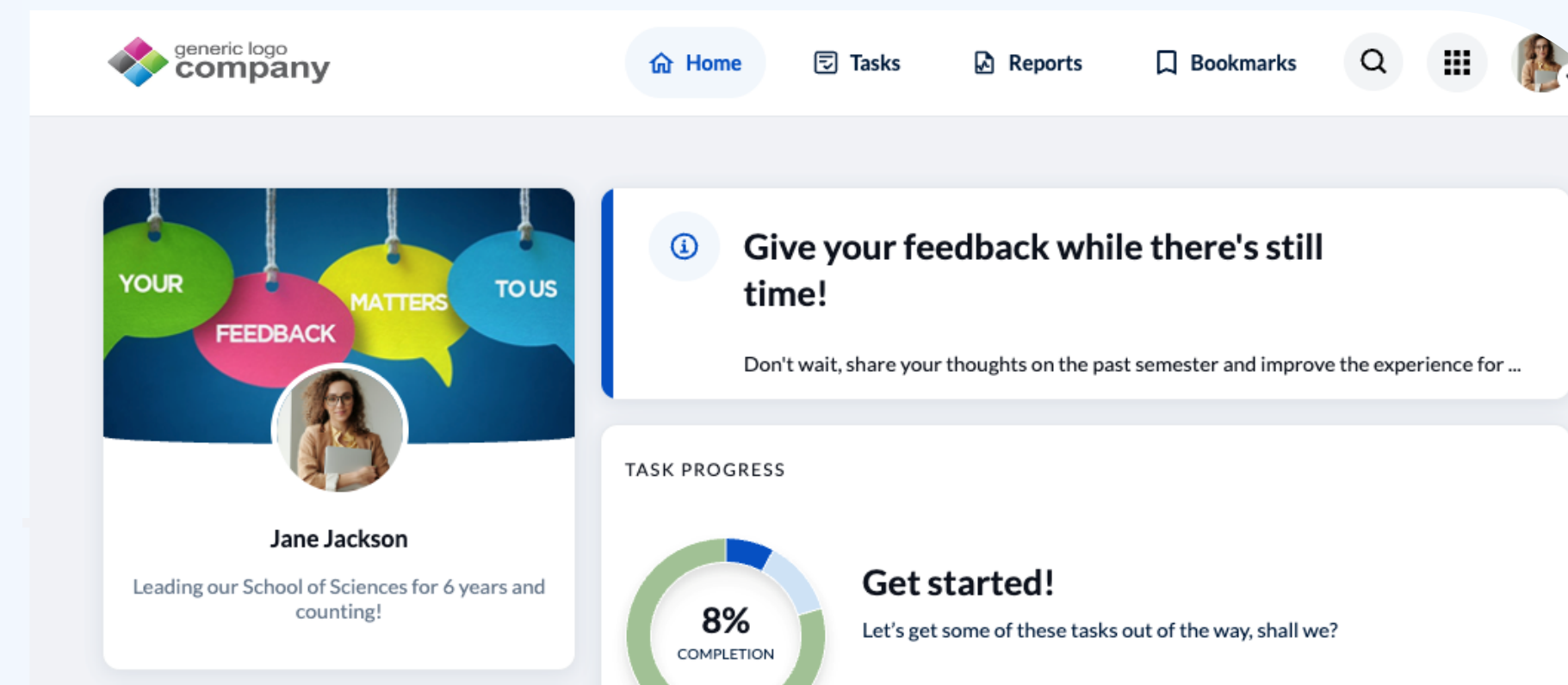
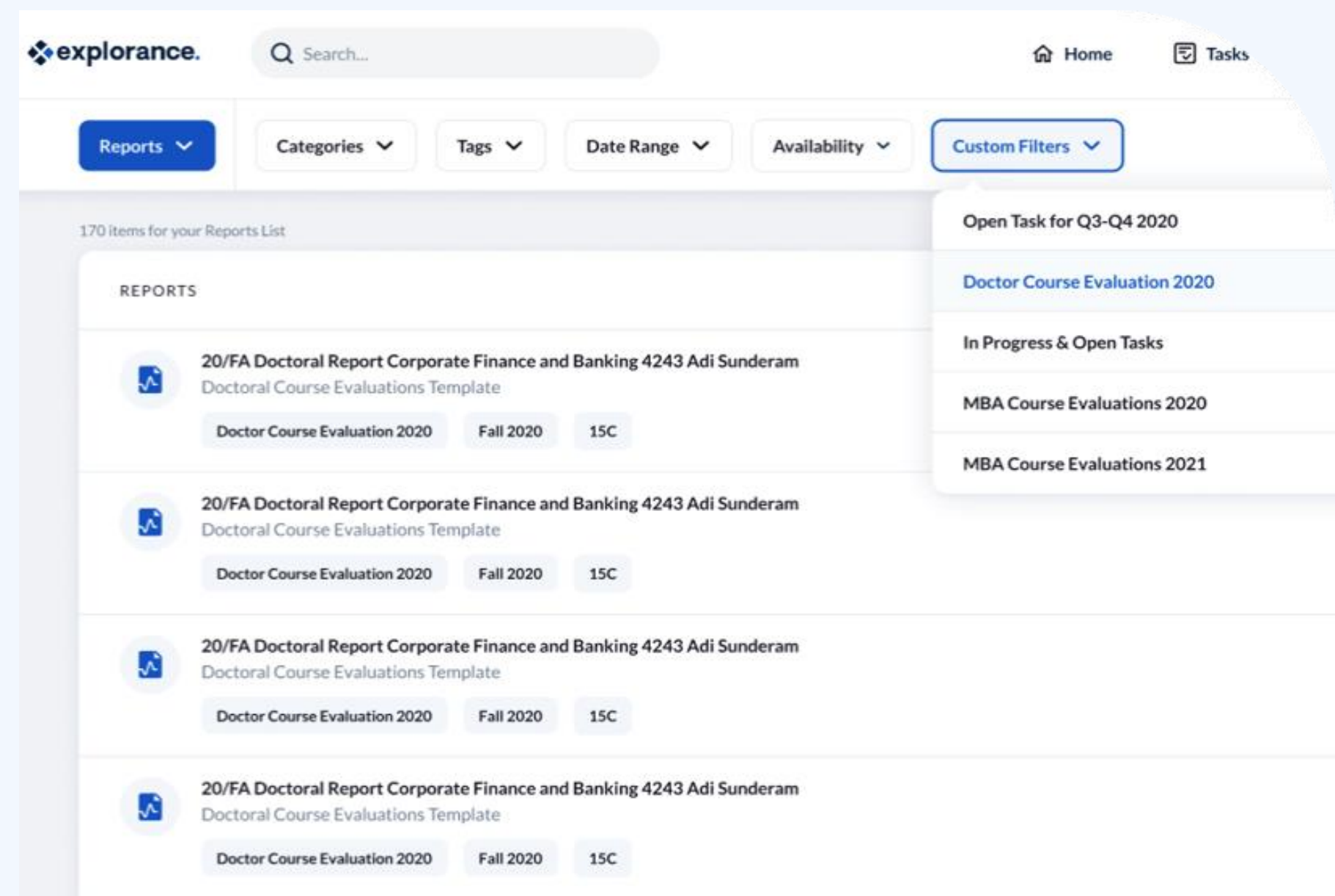
- Display name
- Profile picture
- Custom Intro text

Advanced filtering and access

- User defined filters
- Categories, Sub-cat, Tags
- Personal Bookmarks



My space for everything feedback.



❖ Identifies Moments that Matter

Key Highlights

Emphasize Tasks or Reports

- Progress widget
 - Customizable milestones
- *Expiring Soon* flag
- Customizable Home layout
- User-defined Filtering



Response Rate Drivers.



[Home](#)[Tasks](#)[Reports](#)[Bookmarks](#)

YOUR

FEEDBACK

MATTERS

TO US

Jane Jackson

Leading our School of Sciences for 6 years and counting!

Explorance Uni Data Policy

See how we are committed to handling all of your feedback data!

[See now](#)

Subject management

Dive into the subject-based approach to your evaluations and tasks.

[Manage your subjects](#)

Give your feedback while there's still time!

Don't wait, share your thoughts on the past semester and improve the experience for ...

TASK PROGRESS

8%
COMPLETION

70 Open

11 In progress

7 Completed

Get started!

Let's get some of these tasks out of the way, shall we?

MY TASKS

Sort by: Due date

<div><div></div><div>AFS211-001-2012010 - AEROSPACE STUDIES II (Faculty1112 Lname1112)</div><div>Rater selection</div><div><div>Open</div><div>MANI_Cat4</div><div>Show more [+]</div></div></div>	<div>Ends on 01-05-2025</div> <div>Ending soon</div>	<div>Start Now</div> <div></div>
<div><div></div><div>Amazon - AFS111-001-2012010 - AEROSPACE STUDIES I (Faculty1112 Lname1112)</div><div>Question personalization</div><div><div>Open</div><div>MANI_Cat4</div><div>Show more [+]</div></div></div>	<div>Ends on 01-05-2025</div> <div>Ending soon</div>	<div>Start Now</div> <div></div>
<div><div></div><div>Amazon - AFS112-001-2012010 - LEADERSHIP LABORATORY I (Faculty1112 Lname1112)</div><div>Question personalization</div><div><div>Open</div><div>MANI_Cat4</div><div>Show more [+]</div></div></div>	<div>Ends on 01-05-2025</div> <div>Ending soon</div>	<div>Start Now</div> <div></div>
<div><div></div><div>Amazon - AFS211-001-2012010 - AEROSPACE STUDIES II (Faculty1112 Lname1112)</div><div>Question personalization</div><div><div>Open</div><div>MANI_Cat4</div><div>Show more [+]</div></div></div>	<div>Ends on 01-05-2025</div> <div>Ending soon</div>	<div>Start Now</div> <div></div>

❖ Commitment to Interoperability

Key Highlights

Meet users in their day-to-day flows

- RESTful APIs
- Interconnected experiences
 - Portals
 - Home
 - Desktop / Mobile



Natural flows.



The screenshot displays the Explorance web application interface. At the top, there is a navigation bar with the Explorance logo, a search bar, and links for Home and Tasks. Below the navigation bar, there are several filter buttons: Reports, Categories, Tags, Date Range, Availability, and Custom Filters. The main content area shows a list of reports under the heading "170 items for your Reports List". Each report entry includes a document icon, the title "20/FA Doctoral Report Corporate Finance and Banking 4243 Adi Sunderam", a subtitle "Doctoral Course Evaluations Template", and three tags: "Doctor Course Evaluation 2020", "Fall 2020", and "15C". On the right side, a dropdown menu is open, showing options: "Open Task for Q3-Q4 2020", "Doctor Course Evaluation 2020", "In Progress & Open Tasks", "MBA Course Evaluations 2020", and "MBA Course Evaluations 2021".

Around the corner



Key Highlights

DIG allows organizations to augment, validate and add data that may not exist in any systems.

- Refined UI
- In-line editing
- New view/assign/add experience
 - Customizable labels for roles
- New split/merge views
- Ability to Modify after Publish
- Status column
- Customizable sticky columns
- Single User Datasource support
- Performance improvements

Welcome message

Welcome to DIG. Please review the data and publish when all its good! You may want to merge or split some courses. If you want to go back to the original data you can restore the subject. You can assign or add new Instructors but not studen
Some fields must respect rule by example:...

Search...

Advanced filters

Bulk Actions

(0 selected / 16 found)

Manage Columns

Reset Display Settings

10

<<

<

1

2

>

>>

Actions	Alerts	Status	Group		Name	Department	StartDate	EndDate	Program	Facu
<input type="checkbox"/>	...	<div><div></div></div> Published	Instructors <div><div></div></div>	3 <div><div></div></div>	CS_Math01: Math for Computer Science	Computer Science	2020-Jan-02	2020-Feb-02	Science	Engl Com
			Students <div><div></div></div>	15 <div><div></div></div>						
<input type="checkbox"/>	...	<div><div></div></div> Modified	Instructors <div><div></div></div>	3 <div><div></div></div>	EC_Eng: English for	Economics	2017-Sep-18	2017-Oct-18	Business	Engl Com
			Students <div><div></div></div>	15 <div><div></div></div>						
<input type="checkbox"/>	...	<div><div></div></div>	Instructors <div><div></div></div>	1 <div><div></div></div>	EC_Math01: Math for Economics	Economics	2017-Sep-14	2017-Oct-14	Business	Engl Com
			Students <div><div></div></div>	15 <div><div></div></div>						
	...	<div><div></div></div> Modified	Instructors <div><div></div></div>	2 <div><div></div></div>	EC_Math01: Math for Economics	Economics	2017-Sep-14	2017-Oct-14	Business	Engl Com
			Students <div><div></div></div>	15 <div><div></div></div>						
	...	<div><div></div></div> Modified	Instructors <div><div></div></div>	2 <div><div></div></div>	EC_Math01: Math for Economics	Economics	2017-Sep-14	2017-Oct-14	Business	Engl Com
			Students <div><div></div></div>	15 <div><div></div></div>						
<input type="checkbox"/>	...	<div><div></div></div> Modified	Instructors <div><div></div></div>	3 <div><div></div></div>	PL1001-C-E: The Political World-C-F	Humanities	2020-Jan-01	2020-Jan-15	Arts & Social Sciences	Arts Soci

❖ Dashboard 4.1

Key Highlights

New capability for insight discovery and comparison capability beyond regular norms.

- Scatter plot chart
- Heatmap
 - Custom color coding
- NPS Support
- Pre-calculated Percentiles
- Chart Zoom out/in
- Listing view - Export to CSV
- Usage tracking



1. Course Evaluation Dashboard (Preview site) for W Morgan

Data Selection 267 Instructors 3480 Course sections

Aspect of Teaching Course sections Analysis Settings

Course sections 2020 Fall

Applied analysis criteria (0)

	4.53 / 5	4.58 / 5	4.37 / 5	4.64 / 5
	1 - Instructor questions	2 - Course questions	3 - Overall questions	4 - To my knowledge there was no cheating in this class.
Course sections (412) ↓	Mean ↓	Mean ↓	Mean ↓	Mean ↓
AST:Earth-Our Habitable World (R McGeary) ID: 23801_202120_00510642 51 invitations 26 people responded 50.98% response rate	2.99	4.04	2.85	4.19
Evolutionary Ecology (J Lloyd) ID: 22244_202120_00307105 19 invitations 13 people responded 68.42% response rate	3.04	4.1	2.69	3.92

❖ Blue 9 Resources

Welcome to Blue 9

See everything that's new in Blue 9. All the features and capabilities centralized in one place and in more detail.

[Click here](#)


Transition: Blue 8 to 9

This will guide you through the changes to expect and covers important items to plan & prepare for when upgrading to Blue 9.

[Click here](#)

❖ Blue 9 Resources

Upcoming Webinar



Discover How the Community Sharing Sandbox Can Help You Best Use Blue

[Click here to learn more and register](#)

Community Discussion Forum



Webinar and Conference Discussion

[Click here to access the discussion forum](#)



Feedback For The Brave

Where Feedback Analytics Meets AI

📍 Le Westin Montréal 📅 June 25-28, 2024

[Register for the Conference Now](#)



Thank You!

Questions?