

---

**Report Comments****Department UG report - Spring Term 2020/21****SAMPLE REPORT ONLY - DATA ARE INCORRECT**

The report summarises the results of the student feedback to the \*\*Department 1\*\* for Undergraduate modules.

- Students were asked to answer the questions on a scale from: Definitely agree, Agree, Neither Agree nor Disagree, Disagree, Definitely disagree, and Not Applicable.
- To calculate the mean scores, 5 points have been allocated to Strongly Agree, down to 1 points for Strongly Disagree. Not applicable are excluded.
- The bar charts in the report has combined Definitely Agree and Agree into 'Positive Feedback', and Definitely Disagree and Disagree into 'Negative Feedback' for the individual questions. This reflects the National Student Survey (NSS) where percentage of positive feedback is reported.
- A mean score for the department compared to the School mean is provided for each section.
- A breakdown of mean by module within the department is provided for each section.
- The results for each question in each section are provided by school and department.
- The mean for each module is provided for each question.
- Section 5 (Seminars) will not appear on the report if your department chose not to include these questions.
- Student comments are not included in this report due to the number of comments. The qualitative responses are available in the Module Convenor Report for each module.

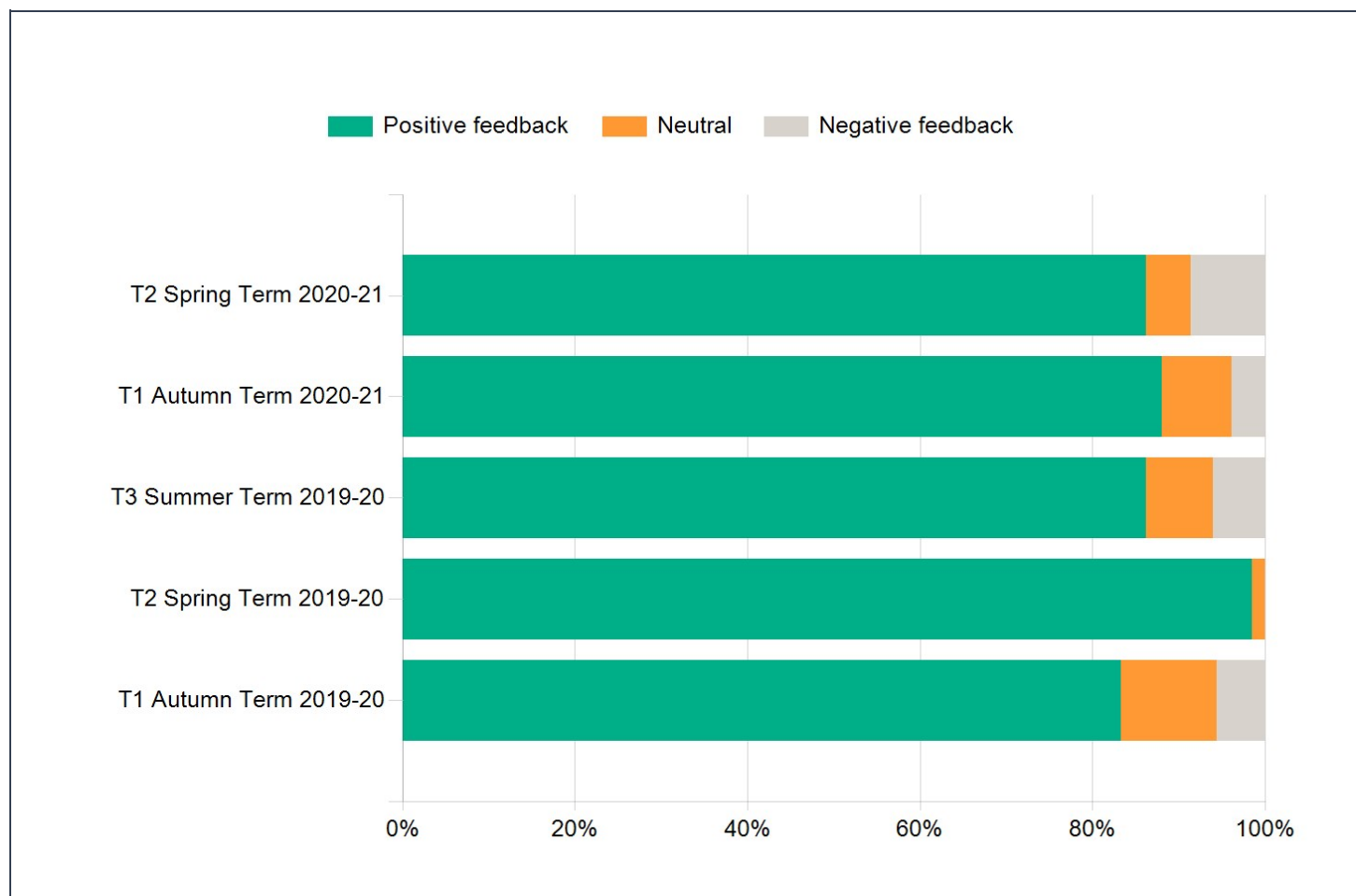
More information on the Student Surveys Connect site. Other reports are available to staff at [bbk.bluera.com/bbk](http://bbk.bluera.com/bbk).

## Overall Satisfaction

### Question

Overall, I am satisfied with the quality of the module.

### Proportion agree over time



Question	Definitely agree	Agree	Neither	Disagree	Definitely disagree
Overall, I am satisfied with the quality of the module	54.3%	31.9%	5.2%	5.2%	3.4%

### Mean

	School Mean	Department Mean
Overall, I am satisfied with the quality of the module	4.09	4.28

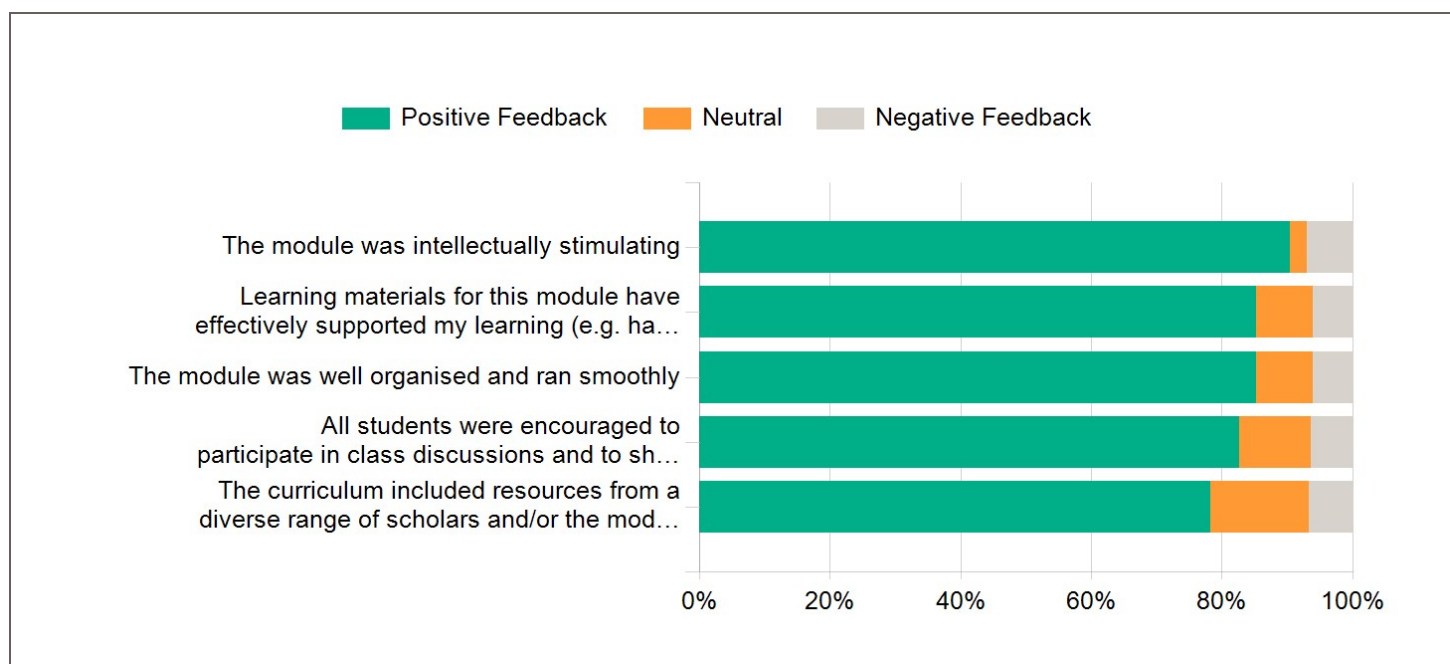
## Response rate and overall satisfaction mean by module

Overall, I am satisfied with the quality of the module				
Module	Invited	Resp	Response Rate	Mean
Overall	317	116	36.6%	4.28
EASC005H5_2021_AAA	13	4	30.8%	5.00
EASC038H4_2021_AAA	55	15	27.3%	4.47
EASC039H6_2021_AAA	16	7	43.8%	4.71
EASC048H6_2021_AAA	24	9	37.5%	3.78
EASC050H4_2021_AAA	24	6	25.0%	3.67
EASC066H6_2021_AAA	4	4	100.0%	4.75
EASC072H6_2021_AAA	20	9	45.0%	4.22
SCES006H5_2021_AAA	22	7	31.8%	4.71
SCES008H5_2021_AAA	6	4	66.7%	4.75
SCES010H5_2021_AAA	20	8	40.0%	4.38
SCES019H6_2021_AAA	44	20	45.5%	4.35
SCES050H6_2021_AAA	8	3	37.5%	5.00
SCES058H4_2021_AAA	57	20	35.1%	3.75

## Section 1: Module questions

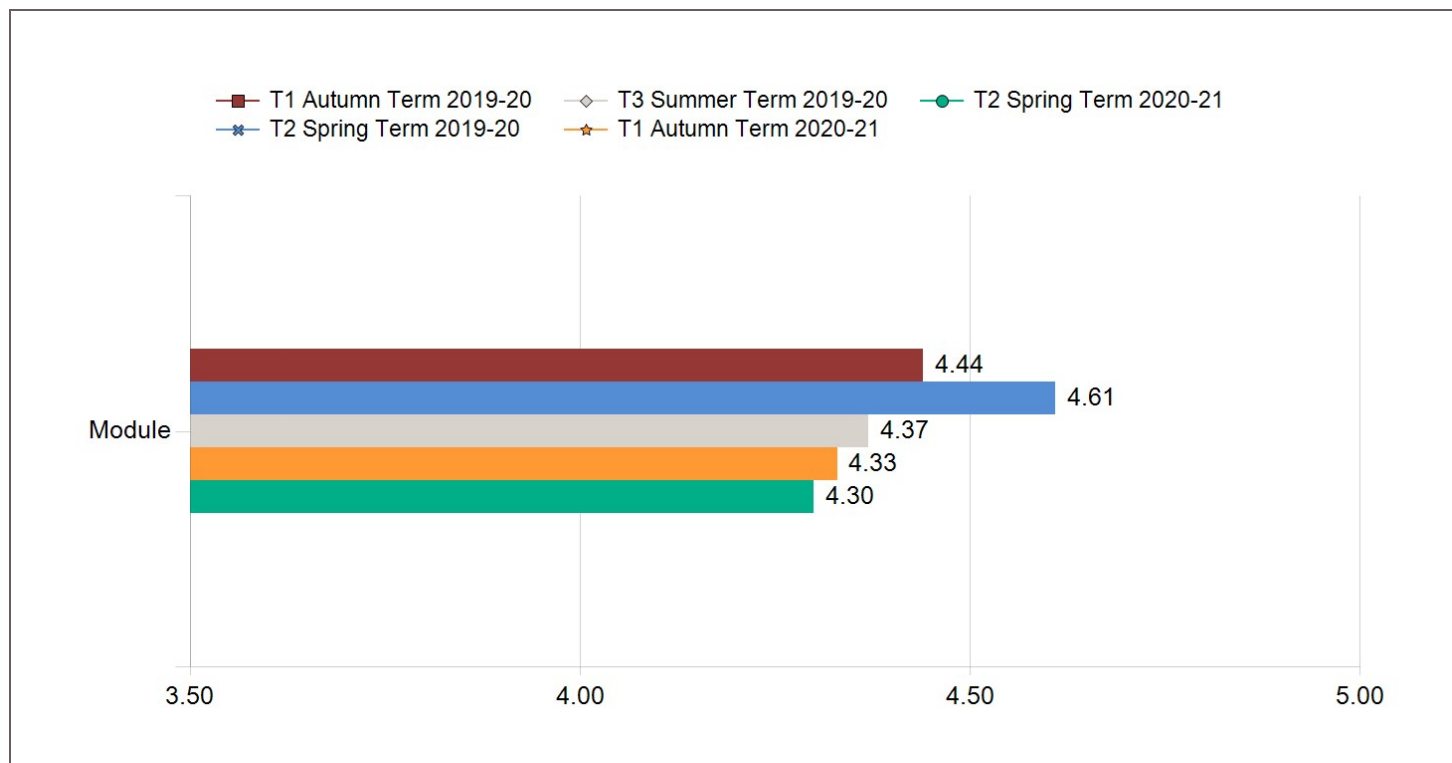
Number	Question
Q1	The module was intellectually stimulating.
Q2	Learning materials for this module have effectively supported my learning (e.g. handbooks, study guides, teaching materials, the Library and Moodle).
Q3	The module was well organised and ran smoothly.
Q4	All students were encouraged to participate in class discussions and to share and exchange ideas.
Q5	The curriculum included resources from a diverse range of scholars and/or the module considered questions about inclusivity and diversity in the curriculum where relevant.

### Proportion agree



## Department Mean for Section

The bar reflects the mean of the answers of the 5 questions in the Section 1 questions.



## Question Mean for Department and School

	School Mean	Department Mean
The module was intellectually stimulating	4.34	4.43
Learning materials for this module have effectively supported my learning (e.g. handbooks, study guides, teaching materials, the Library and Moodle)	4.16	4.30
The module was well organised and ran smoothly	4.15	4.35
All students were encouraged to participate in class discussions and to share and exchange ideas	4.21	4.25
The curriculum included resources from a diverse range of scholars and/or the module considered questions about inclusivity and diversity in the curriculum where relevant	4.19	4.19

## Question mean for each module

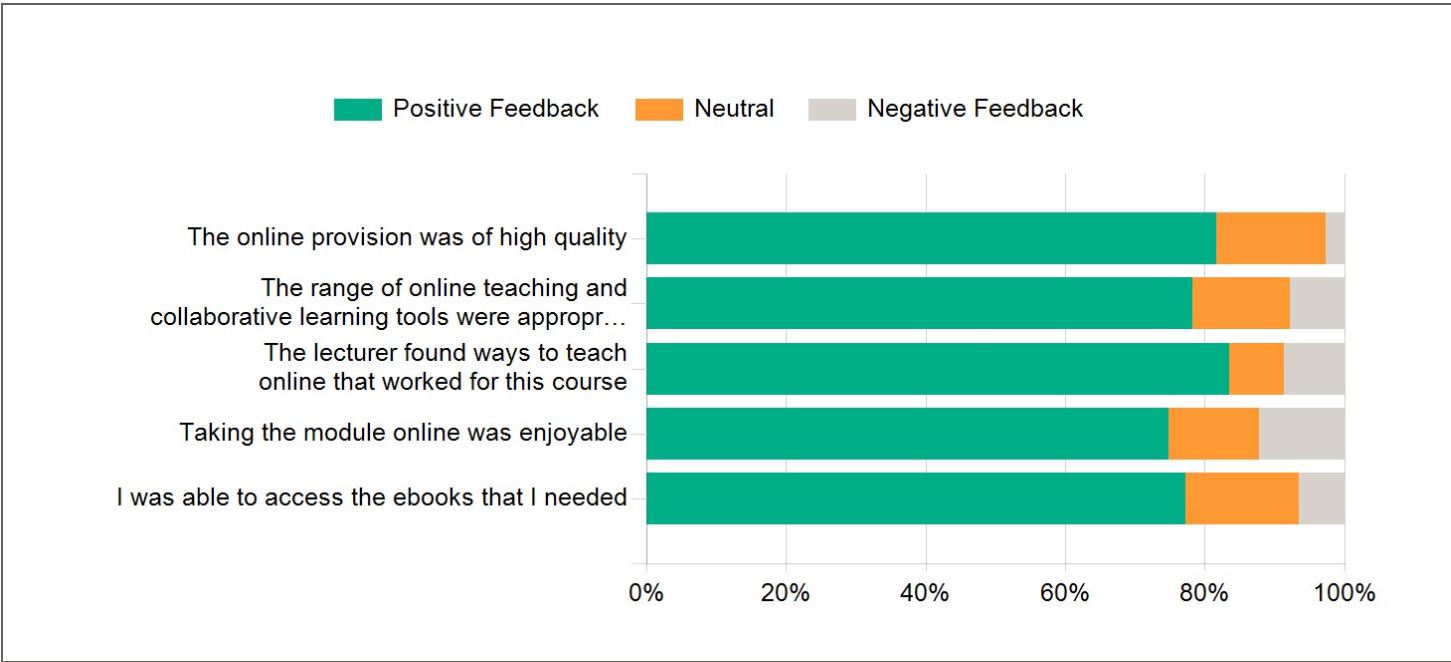
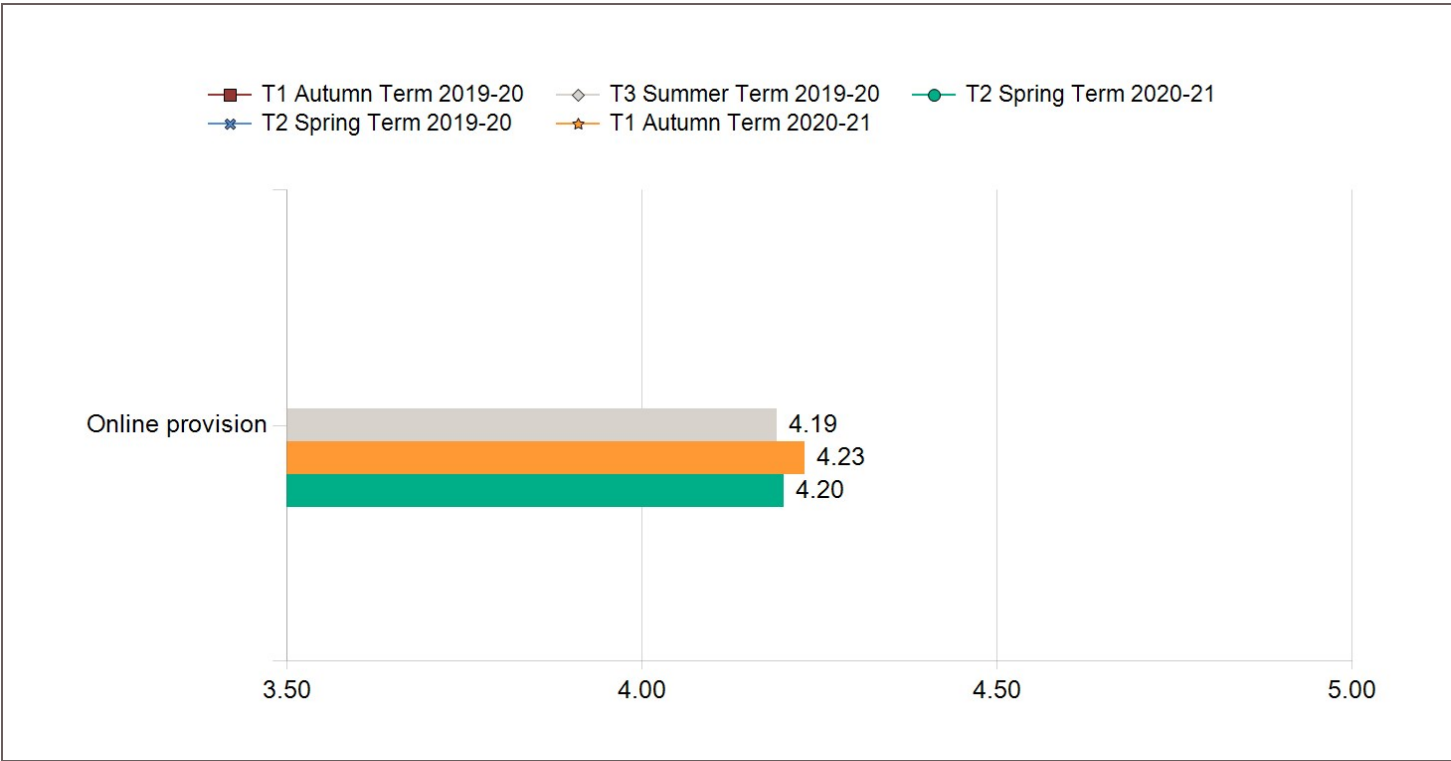
Module	Q1	Q2	Q3	Q4	Q5
Overall	4.43	4.30	4.35	4.25	4.19
EASC005H5_2021_AAA	5.00	4.75	4.75	4.75	4.75
EASC038H4_2021_AAA	4.53	4.40	4.47	4.07	4.00
EASC039H6_2021_AAA	4.29	4.43	4.86	3.86	4.29
EASC048H6_2021_AAA	4.22	3.89	4.38	4.22	4.00
EASC050H4_2021_AAA	4.50	4.00	3.67	3.50	3.75
EASC066H6_2021_AAA	5.00	4.50	4.00	4.00	4.67
EASC072H6_2021_AAA	4.11	4.11	4.56	4.33	4.50
SCES006H5_2021_AAA	4.71	4.43	4.57	5.00	4.29
SCES008H5_2021_AAA	5.00	4.75	4.75	4.50	4.50
CES010H5_2021_AAA	4.75	4.63	4.50	4.63	4.38
SCES019H6_2021_AAA	4.33	4.47	4.15	4.50	4.18
SCES050H6_2021_AAA	5.00	5.00	4.67	4.00	5.00
SCES058H4_2021_AAA	4.05	3.85	4.10	3.95	3.83

## Section 2: Online Provision questions

Number	Question
Q6	The online provision was of high quality.
Q7	The range of online teaching and collaborative learning tools were appropriate for effective learning.
Q8	The lecturer found ways to teach online that worked for this module.
Q9	Taking the module online was enjoyable.
Q10	I was able to access the ebooks that I needed.

# Department Mean for Section

The bar reflects the mean of the answers of the 5 questions in the module question section.



## Question Mean for Department and School

	School Mean	Department Mean
The online provision was of high quality	4.11	4.32
The range of online teaching and collaborative learning tools were appropriate for effective learning	4.02	4.15
The lecturer found ways to teach online that worked for this course	4.17	4.30
Taking the module online was enjoyable	3.84	4.08
I was able to access the ebooks that I needed	4.16	4.18

## Question mean for each module

Module	Q6	Q7	Q8	Q9	Q10
Overall	4.32	4.15	4.30	4.08	4.18
EASC005H5_2021_AAA	5.00	5.00	4.75	4.00	3.67
EASC038H4_2021_AAA	4.20	4.13	4.33	4.00	4.36
EASC039H6_2021_AAA	4.71	4.29	4.71	4.57	4.17
ASC048H6_2021_AAA	4.11	4.11	3.89	4.33	4.33
EASC050H4_2021_AAA	3.83	3.50	3.50	3.17	3.40
EASC066H6_2021_AAA	4.00	4.67	4.67	4.50	4.50
EASC072H6_2021_AAA	4.22	4.11	4.44	3.89	4.86
SCES006H5_2021_AAA	4.43	4.57	4.57	4.29	4.14
SCES008H5_2021_AAA	4.75	4.50	4.75	4.75	4.75
SCES010H5_2021_AAA	4.29	4.38	4.50	4.25	3.43
SCES019H6_2021_AAA	4.55	4.20	4.30	4.05	4.40
SCES050H6_2021_AAA	4.67	4.33	5.00	5.00	5.00
SCES058H4_2021_AAA	4.05	3.70	3.95	3.75	3.86

## Section 3(a): Teaching Staff - aggregate of team evaluations

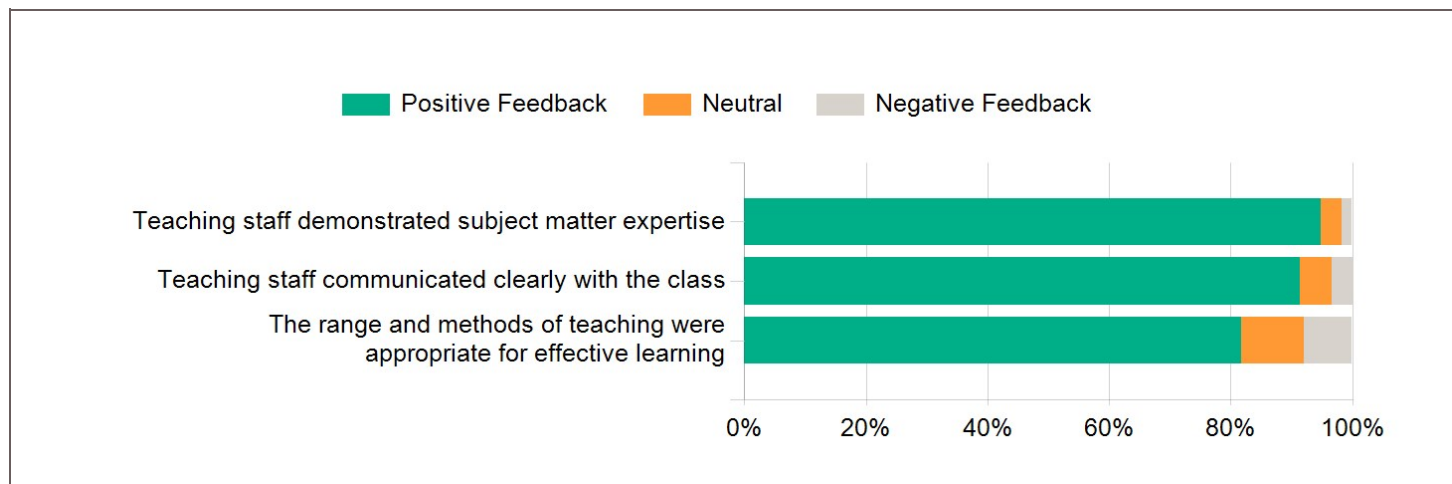
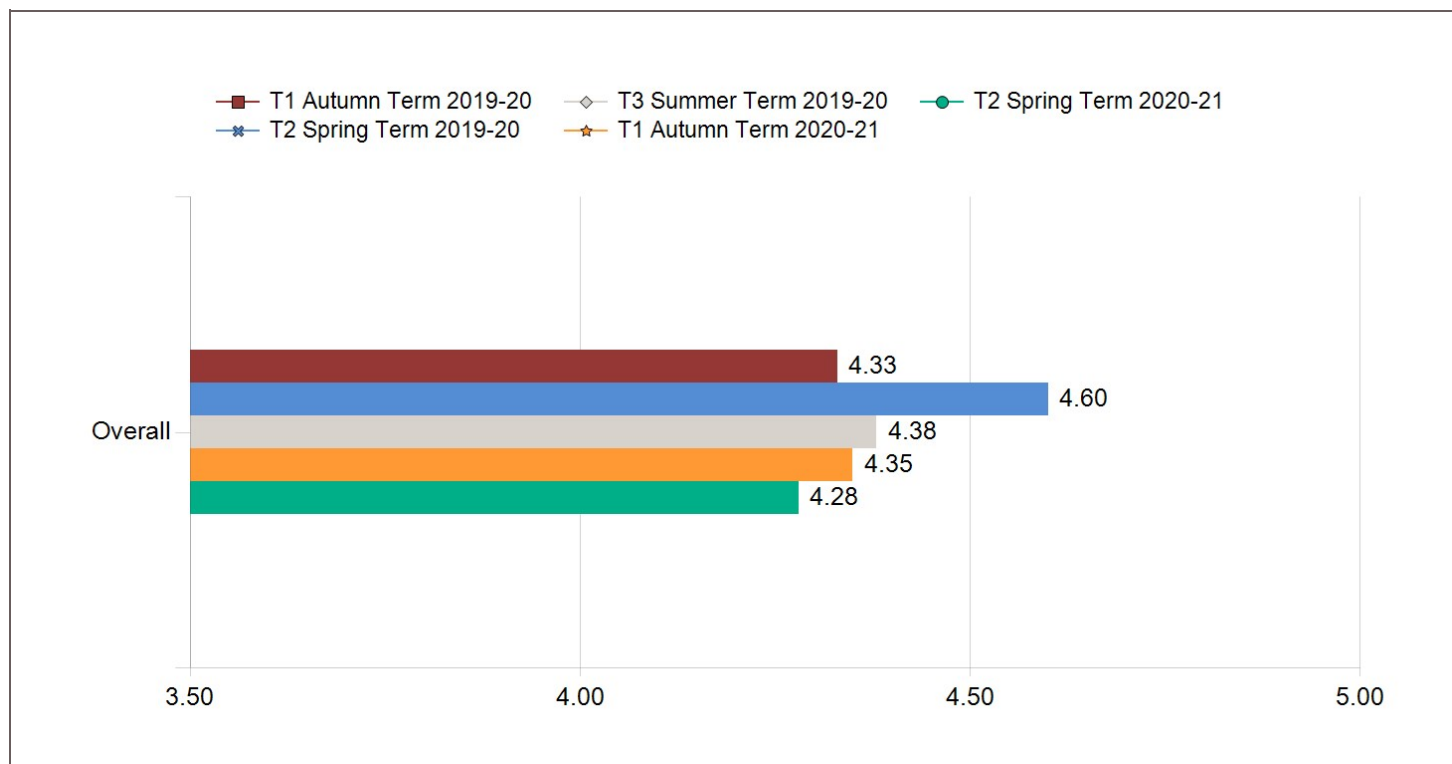
Departments were given the option for students to provide feedback to the teaching team as a whole, or for individual staff, and so some departments are included in the 'team evaluations' section and others in the "individual instructor evaluations" section.

Number	Question
Q11	Teaching staff demonstrated subject matter expertise.
Q12	Teaching staff communicated clearly with the class.
Q13	The range and methods of teaching were appropriate for effective learning.



## Department Mean for Section

Departments were given the option for students to provide feedback to the teaching team as a whole, or for individual staff. The bar reflects the mean of the answers of the 3 questions related to the teaching staff.



## Question Mean for Department and School

	School Mean	Department Mean
Teaching staff demonstrated subject matter expertise	4.62	4.76
Teaching staff communicated clearly with the class	4.34	4.55
The range and methods of teaching were appropriate for effective learning	4.12	4.26

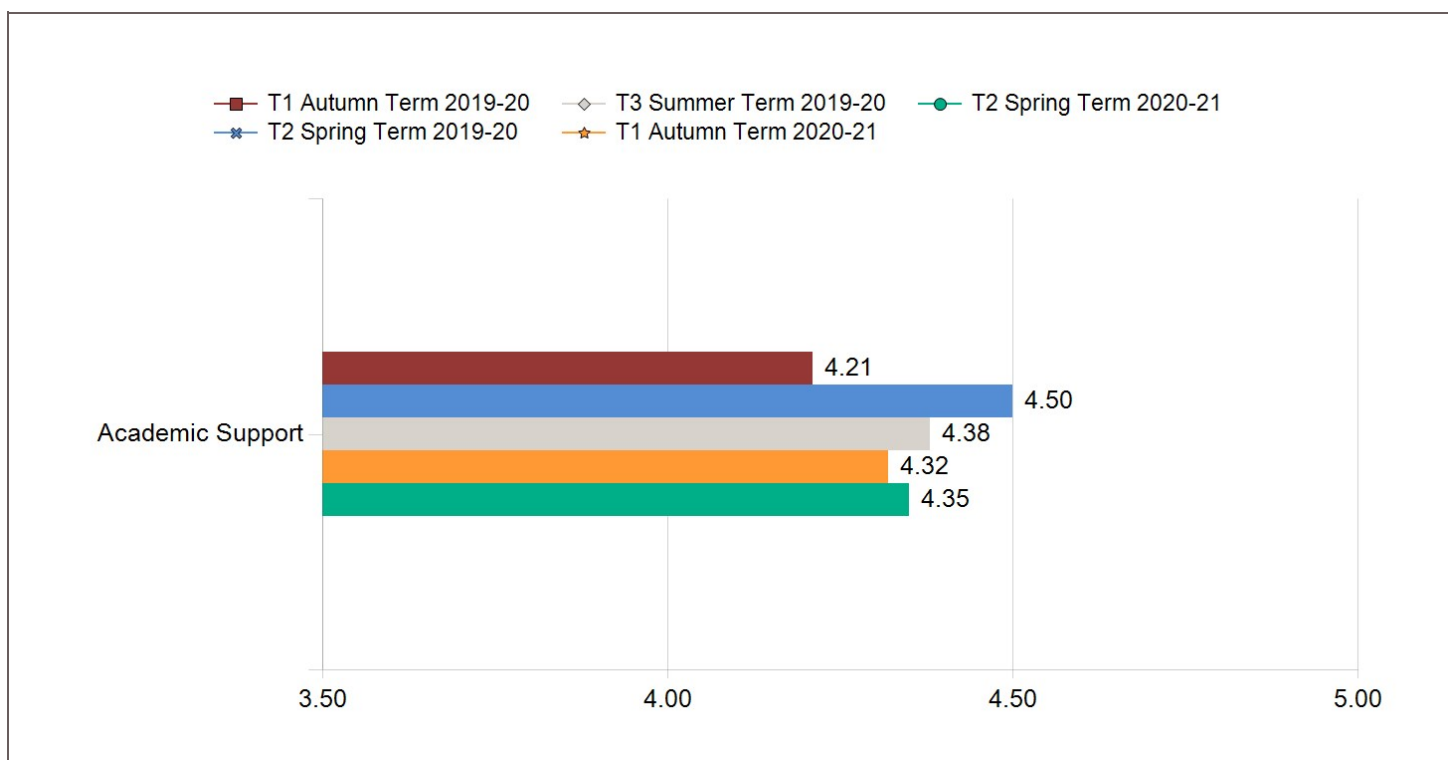
Module	Q11	Q12	Q13
Overall	4.76	4.55	4.26
EASC005H5_2021_AAA	5.00	5.00	4.75
EASC038H4_2021_AAA	4.80	4.60	4.43
EASC039H6_2021_AAA	4.86	4.71	4.71
EASC048H6_2021_AAA	4.44	4.33	3.78
EASC050H4_2021_AAA	4.33	4.00	3.67
EASC066H6_2021_AAA	5.00	4.75	5.00
EASC072H6_2021_AAA	4.78	4.33	4.33
SCES006H5_2021_AAA	5.00	5.00	4.57
SCES008H5_2021_AAA	4.75	5.00	4.25
SCES010H5_2021_AAA	4.75	4.75	4.38
SCES019H6_2021_AAA	4.80	4.55	4.30
SCES050H6_2021_AAA	5.00	5.00	5.00
SCES058H4_2021_AAA	4.70	4.30	3.80

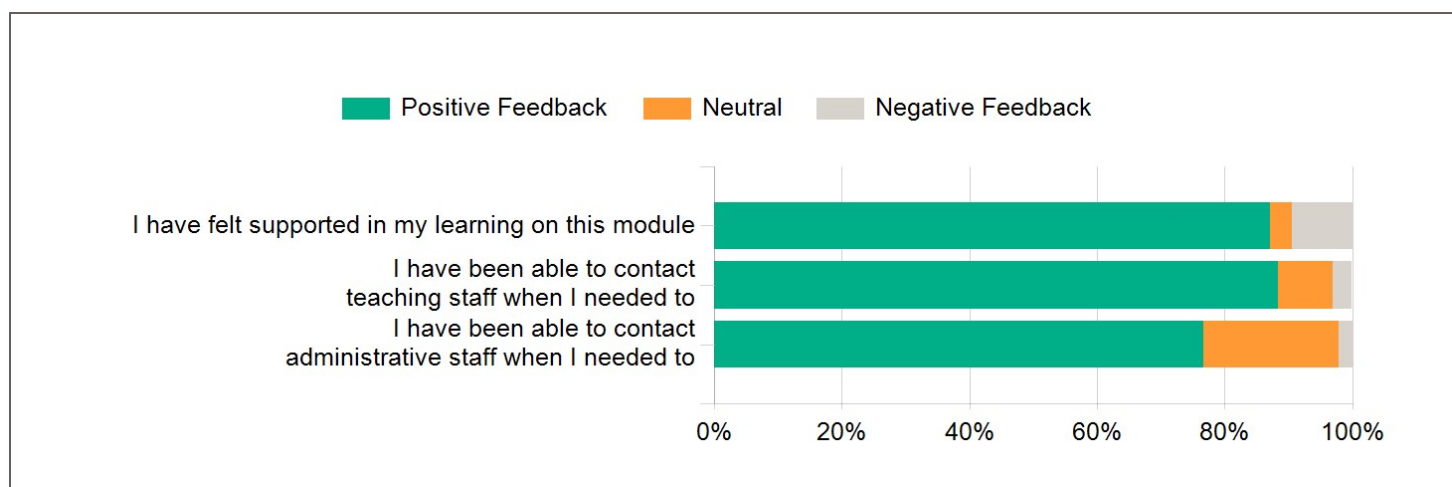
## Section 4: Academic Support

Number	Question
Q14	I have felt supported in my learning on this module.
Q15	I have been able to contact teaching staff when I needed to.
Q16	I have been able to contact administrative staff when I needed to.

### Department Mean for Section

The bar reflects the mean of the answers of the 3 questions related to academic support.





## Question Mean for Department and School

	School Mean	Department Mean
I have felt supported in my learning on this module	4.06	4.29
I have been able to contact teaching staff when I needed to	4.32	4.51
I have been able to contact administrative staff when I needed to	4.23	4.26

## Question mean for each module

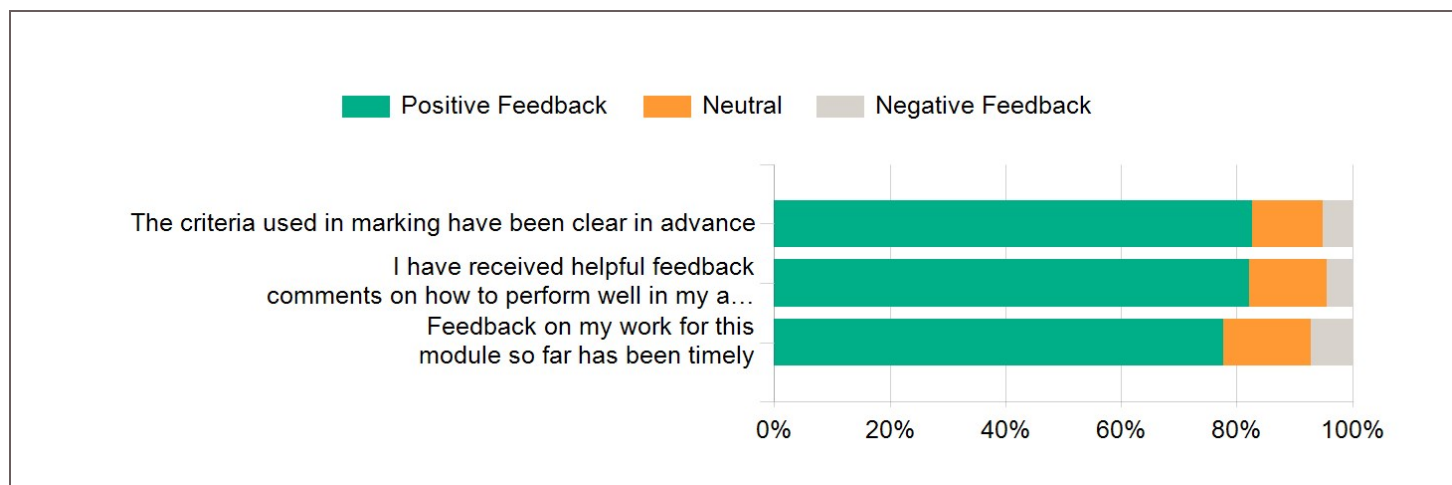
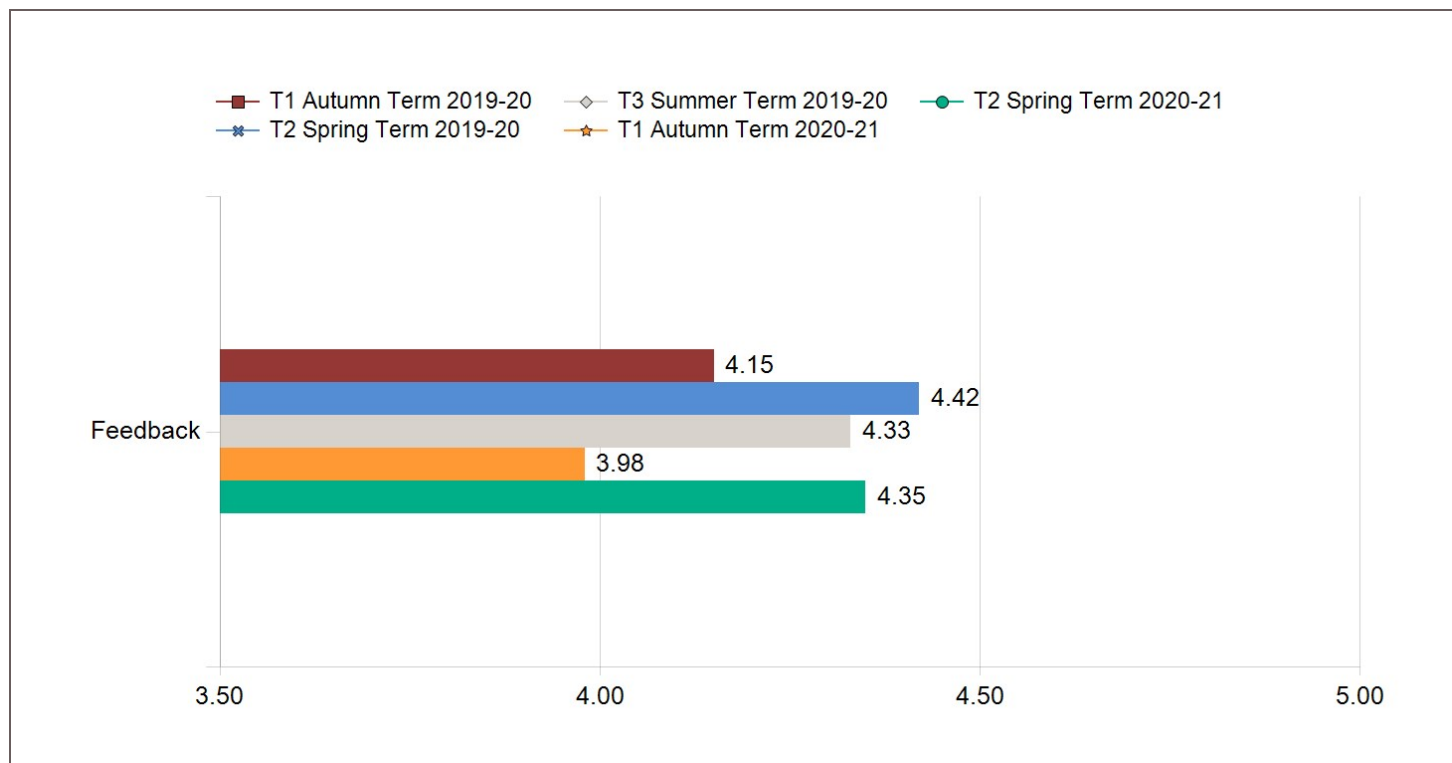
Module	Q14	Q15	Q16
Overall	4.29	4.51	4.26
EASC005H5_2021_AAA	4.75	4.75	4.50
EASC038H4_2021_AAA	4.40	4.55	4.44
EASC039H6_2021_AAA	4.43	4.83	4.67
EASC048H6_2021_AAA	4.11	4.50	4.13
EASC050H4_2021_AAA	3.83	4.17	4.00
EASC066H6_2021_AAA	4.50	5.00	4.50
EASC072H6_2021_AAA	3.78	4.63	3.86
SCES006H5_2021_AAA	4.57	4.57	4.60
SCES008H5_2021_AAA	4.75	4.75	4.33
CES010H5_2021_AAA	4.75	4.75	3.43
SCES019H6_2021_AAA	4.45	4.85	4.44
SCES050H6_2021_AAA	5.00	5.00	4.33
SCES058H4_2021_AAA	3.85	3.53	4.23

## Section 6: Feedback

Number	Question
Q19	The criteria used in marking have been clear in advance.
Q20	I have received helpful feedback comments on how to perform well in my assessment .
Q21	Feedback on my work for this module so far has been timely.

## Department Mean for Section

The bar reflects the mean of the answers of the 3 questions related to feedback.



## Question Mean for Department and School

	School Mean	Department Mean
The criteria used in marking have been clear in advance	4.10	4.37
I have received helpful feedback comments on how to perform well in my assessment	3.94	4.34
Feedback on my work for this module so far has been timely	3.97	4.33

## Question mean for each module

Module	Q19	Q20	Q21
Overall	4.37	4.34	4.33
EASC005H5_2021_AAA	5.00	5.00	5.00
EASC038H4_2021_AAA	4.87	4.60	4.93
SC039H6_2021_AAA	4.57	4.71	4.71
EASC048H6_2021_AAA	3.89	4.14	4.25
EASC050H4_2021_AAA	4.33	3.83	4.83
EASC066H6_2021_AAA	5.00	5.00	5.00
EASC072H6_2021_AAA	3.44	4.33	4.33
SCES006H5_2021_AAA	4.67	4.83	4.14
SCES008H5_2021_AAA	4.50	4.50	4.50
SCES010H5_2021_AAA	4.25	3.75	3.57
SCES019H6_2021_AAA	4.60	4.50	4.53
SCES050H6_2021_AAA	4.67	5.00	5.00
SCES058H4_2021_AAA	4.00	3.74	3.32