

## Report Comments

### Birkbeck College wide report - Spring Term 2020/21

#### **SAMPLE REPORT ONLY - DATA ARE INCORRECT**

The report summarises the results of the student feedback for all schools and departments.

- Students were asked to answer the questions on a scale from: Definitely Agree, Agree, Neither Agree nor Disagree, Disagree, Definitely Disagree, and Not Applicable.
- To calculate the mean scores, 5 points have been allocated to Definitely Agree, down to 1 points for Definitely Disagree. Not applicable are excluded.
- A mean score for the College as a whole is provided for each section of questions. The results for each question in each section are provided by school and department.
- Student comments are not included in this report due to the number of comments. The qualitative responses are available in the departmental report and Module Convenor Report for each module.

More information on the Student Surveys Connect site. Other reports are available to staff according to their permissions at [bbk.bluera.com/bbk](http://bbk.bluera.com/bbk).

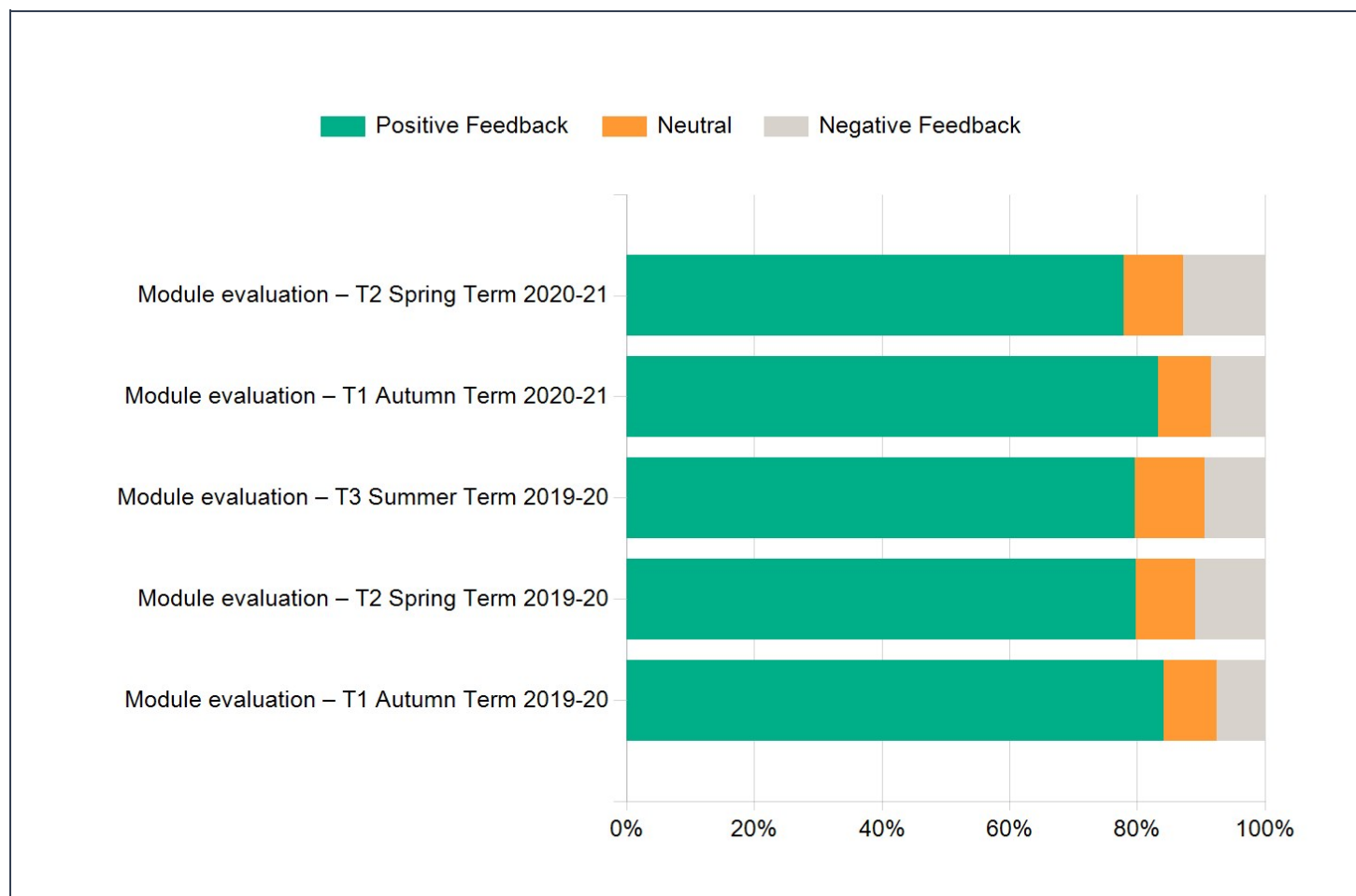
#### **SAMPLE REPORT ONLY - DATA ARE INCORRECT**

## Overall Satisfaction (SAMPLE DATA ONLY)

### Question

Overall, I am satisfied with the quality of the module.

### Overall, I am satisfied with the quality of the module - term-by-term.



Question	Definitely agree	Agree	Neither agree nor disagree	Disagree	Definitely disagree
Overall, I am satisfied with the quality of the module	47.7%	30.2%	9.3%	6.8%	6.0%

## Response rate and Overall Satisfaction Mean by College, School, and Department

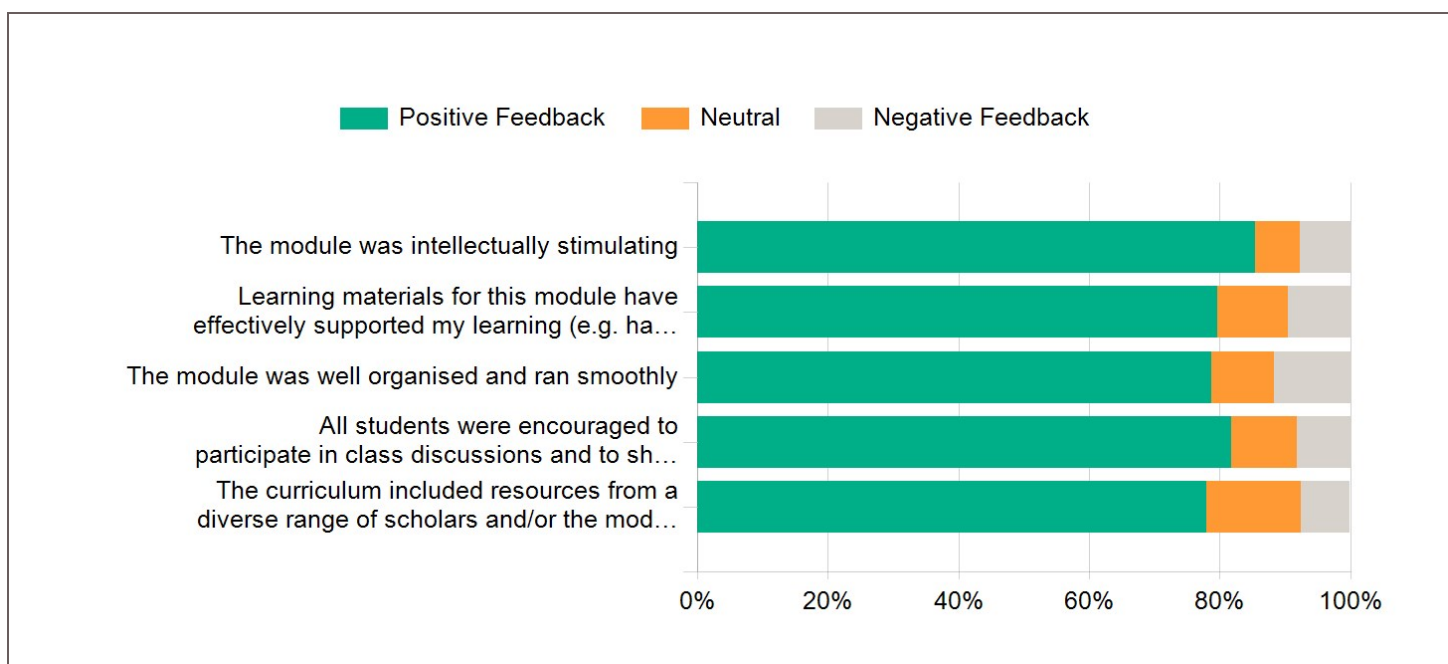
Overall, I am satisfied with the quality of the module				
SCHOOL	Invited	Responses	Response Rate	Overall Satisfaction - Mean
Overall	22474	2600	11.6%	4.1
School of Arts	2601	310	11.9%	4.2
School of Business, Economics & Informatics	8819	1229	13.9%	3.9
School of Law	2920	181	6.2%	4.3
School of Science	3958	355	9.0%	4.1
School of Social Sciences, History & Philosophy	4176	525	12.6%	4.3

Overall, I am satisfied with the quality of the module				
DEPARTMENT	Invited	Responses	Response Rate	Overall Satisfaction - Mean
Overall	22474	2600	11.6%	4.1
Applied Linguistics and Communication	459	53	11.5%	4.3
Biological Sciences	964	114	11.8%	4.1
Computer Science and Information Systems	2906	295	10.2%	4.0
Cultures and Languages	449	64	14.3%	4.4
Department of Criminology	629	41	6.5%	4.3
Department of Law	2271	138	6.1%	4.3
Earth and Planetary Sciences	319	28	8.8%	4.5
Economics, Mathematics and Statistics	1533	183	11.9%	4.0
English, Theatre and Creative Writing	1078	126	11.7%	4.3
Geography, Environment and Development Studies	618	53	8.6%	4.0
History of Art and Screen Media	345	47	13.6%	4.4
History, Classics and Archaeology	837	142	17.0%	4.3
Law	20	2	10.0%	4.5
Management	3484	599	17.2%	3.8
Media and Cultural Studies	728	73	10.0%	3.9
Organisational Psychology	896	152	17.0%	4.3
Philosophy	467	38	8.1%	4.2
Politics	1050	149	14.2%	4.4
Psychological Sciences	2675	213	8.0%	4.0
Psychosocial Studies	745	90	12.1%	4.2

## Section 1: Module questions (SAMPLE DATA ONLY)

Number	Question
Q1	The module was intellectually stimulating.
Q2	Learning materials for this module have effectively supported my learning (e.g. handbooks, study guides, teaching materials, the Library and Moodle).
Q3	The module was well organised and ran smoothly.
Q4	All students were encouraged to participate in class discussions and to share and exchange ideas.
Q5	The curriculum included resources from a diverse range of scholars and/or the module considered questions about inclusivity and diversity in the curriculum where relevant.

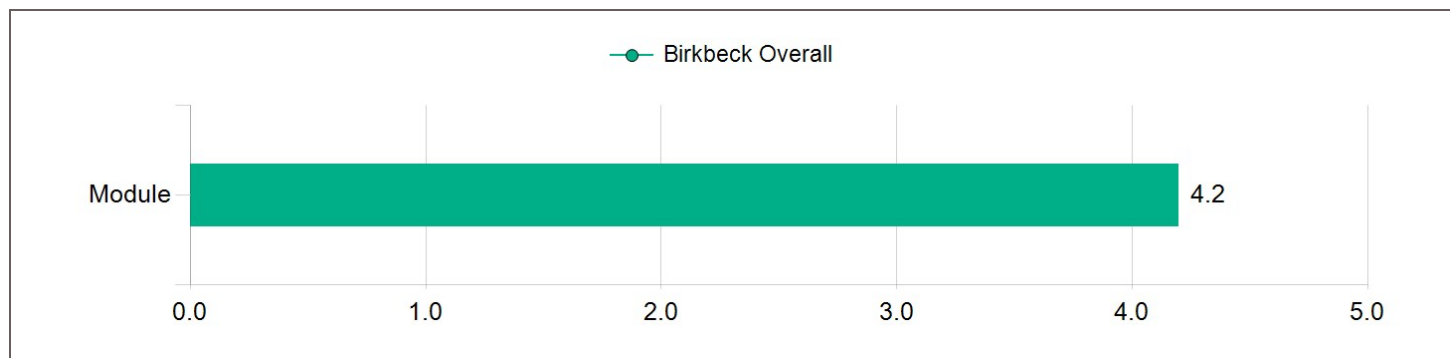
### Proportion agree - College-wide



Question	Definitely agree	Agree	Neither agree nor disagree	Disagree	Definitely disagree
The module was intellectually stimulating	53.6%	31.7%	6.9%	4.5%	3.3%
Learning materials for this module have effectively supported my learning (e.g. handbooks, study guides, teaching materials, the Library and Moodle)	46.9%	32.8%	10.7%	5.6%	4.0%
The module was well organised and ran smoothly	47.0%	31.8%	9.6%	6.5%	5.1%
All students were encouraged to participate in class discussions and to share and exchange ideas	53.3%	28.5%	10.1%	4.2%	4.0%
The curriculum included resources from a diverse range of scholars and/or the module considered questions about inclusivity and diversity in the curriculum where relevant	47.9%	30.1%	14.5%	4.0%	3.4%

## Mean by College, School, and Department

The bar reflects the mean of the answers of the 5 questions in the Module section:



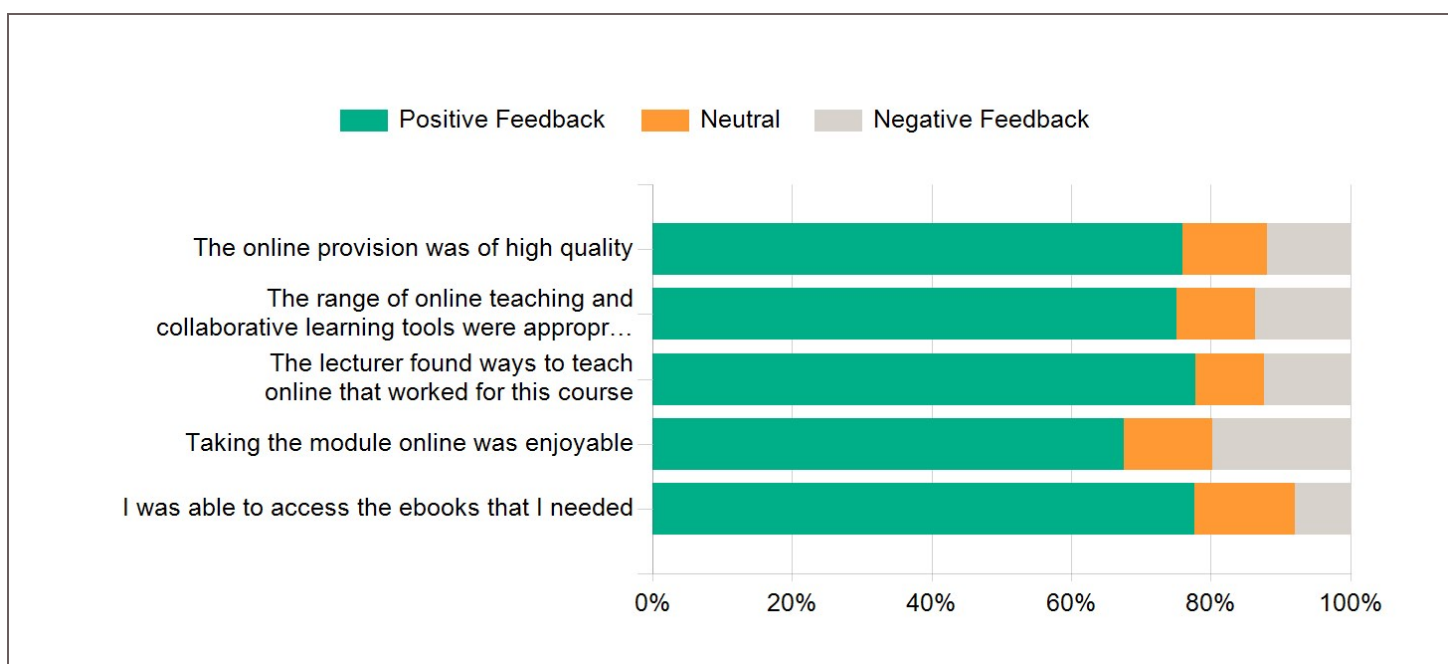
SCHOOL	Q1	Q2	Q3	Q4	Q5
Overall	4.3	4.1	4.1	4.2	4.2
School of Arts	4.4	4.2	4.2	4.4	4.3
School of Business, Economics & Informatics	4.2	4.0	4.0	4.1	4.0
School of Law	4.4	4.3	4.3	4.3	4.4
School of Science	4.3	4.1	4.1	4.2	4.1
School of Social Sciences, History & Philosophy	4.4	4.3	4.2	4.3	4.3

DEPARTMENT	Q1	Q2	Q3	Q4	Q5
Overall	4.3	4.1	4.1	4.2	4.2
Applied Linguistics and Communication	4.4	4.4	4.3	4.4	4.5
Biological Sciences	4.3	4.1	4.1	4.1	4.0
Computer Science and Information Systems	4.3	4.1	4.2	4.2	4.2
Cultures and Languages	4.5	4.4	4.4	4.5	4.4
Department of Criminology	4.4	4.3	4.3	4.4	4.4
Department of Law	4.4	4.3	4.3	4.2	4.4
Earth and Planetary Sciences	4.4	4.4	4.4	4.1	4.4
Economics, Mathematics and Statistics	4.3	4.0	3.8	4.0	3.9
English, Theatre and Creative Writing	4.4	4.3	4.2	4.4	4.4
Geography, Environment and Development Studies	4.3	3.9	4.0	4.5	4.2
History of Art and Screen Media	4.5	4.4	4.4	4.4	4.2
History, Classics and Archaeology	4.3	4.2	4.2	4.3	4.4
Law	5.0	4.5	4.0	4.5	4.0
Management	4.0	3.9	3.8	4.1	3.9
Media and Cultural Studies	4.3	4.0	3.8	4.3	3.9
Organisational Psychology	4.5	4.3	4.4	4.5	4.4
Philosophy	4.4	4.2	4.3	4.4	4.4
Politics	4.5	4.4	4.4	4.4	4.3
Psychological Sciences	4.2	4.0	4.0	4.2	4.1
Psychosocial Studies	4.3	4.2	4.0	4.2	4.4

## Section 2: Online Provision questions (SAMPLE DATA ONLY)

Number	Question
Q6	The online provision was of high quality.
Q7	The range of online teaching and collaborative learning tools were appropriate for effective learning.
Q8	The lecturer found ways to teach online that worked for this module.
Q9	Taking the module online was enjoyable.
Q10	I was able to access the ebooks that I needed.

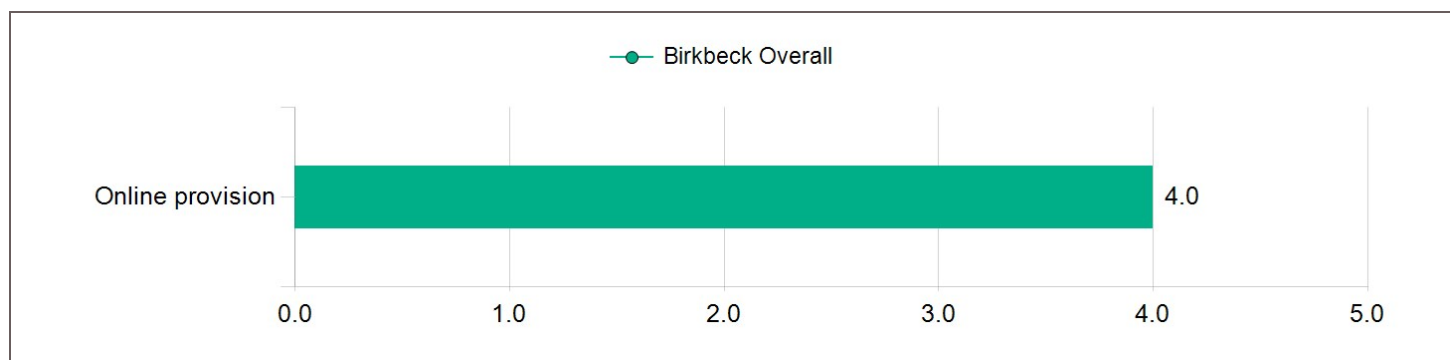
### Proportion agree - College-wide



Question	Definitely agree	Agree	Neither	Disagree	Definitely disagree
The online provision was of high quality	42.7%	33.3%	12.1%	5.8%	6.1%
The range of online teaching and collaborative learning tools were appropriate for effective learning	40.9%	34.2%	11.3%	7.8%	5.8%
The lecturer found ways to teach online that worked for this course	50.0%	27.8%	9.8%	6.3%	6.1%
Taking the module online was enjoyable	40.6%	26.9%	12.8%	9.2%	10.5%
I was able to access the ebooks that I needed	46.0%	31.7%	14.4%	4.3%	3.7%

## Mean by College, School, and Department

The bar reflects the mean of the answers of the 5 questions in the Online Provision section:



SCHOOL	Q6	Q7	Q8	Q9	Q10
Overall	4.0	4.0	4.1	3.8	4.1
School of Arts	4.1	4.1	4.3	3.9	4.0
School of Business, Economics & Informatics	3.9	3.9	4.0	3.7	4.1
School of Law	4.0	4.0	4.2	3.7	4.0
School of Science	4.0	4.0	4.1	3.8	4.1
School of Social Sciences, History & Philosophy	4.1	4.1	4.3	3.9	4.2

DEPARTMENT	Q6	Q7	Q8	Q9	Q10
Overall	4.0	4.0	4.1	3.8	4.1
Applied Linguistics and Communication	4.2	4.2	4.2	4.2	4.3
Biological Sciences	4.1	4.1	4.2	3.8	4.1
Computer Science and Information Systems	4.1	3.9	4.1	3.8	4.3
Cultures and Languages	4.3	4.3	4.5	4.0	4.0
Department of Criminology	4.2	4.3	4.3	3.8	4.1
Department of Law	4.0	3.9	4.1	3.7	3.9
Earth and Planetary Sciences	4.4	4.3	4.4	4.1	4.4
Economics, Mathematics and Statistics	3.8	3.8	3.9	3.7	3.9
English, Theatre and Creative Writing	4.2	4.2	4.3	4.0	4.1
Geography, Environment and Development Studies	4.0	4.1	4.1	3.8	4.2
History of Art and Screen Media	4.2	4.1	4.4	4.1	3.8
History, Classics and Archaeology	4.2	4.2	4.3	4.0	4.2
Law	5.0	4.5	4.5	4.0	4.5
Management	3.8	3.7	3.9	3.6	4.1
Media and Cultural Studies	3.8	3.8	3.9	3.4	4.1
Organisational Psychology	4.3	4.3	4.4	4.0	4.3
Philosophy	4.1	4.1	4.2	4.0	4.5
Politics	4.3	4.2	4.3	4.0	4.1
Psychological Sciences	4.0	3.9	3.9	3.7	4.1
Psychosocial Studies	4.0	4.0	4.2	3.7	4.0

### Section 3: Teaching Staff (SAMPLE DATA ONLY)

The departments are split in two tables depending on whether they opted to evaluate the teaching section by feedback to the teaching team as a whole, or for individual teaching staff.

Number	Question
Q11	Teaching staff demonstrated subject matter expertise.
Q12	Teaching staff communicated clearly with the class.
Q13	The range and methods of teaching were appropriate for effective learning.

### Mean by Department

Departments that chose to feedback for teaching team.

DEPARTMENT	Q11	Q12	Q13
Overall	4.7	4.4	4.2
Applied Linguistics and Communication	4.7	4.5	4.3
Biological Sciences	4.6	4.4	4.2
Computer Science and Information Systems	4.7	4.3	4.1
Cultures and Languages	4.8	4.6	4.5
Earth and Planetary Sciences	4.9	4.5	4.4
English, Theatre and Creative Writing	4.7	4.5	4.3
History of Art and Screen Media	4.9	4.7	4.5
History, Classics and Archaeology	4.8	4.6	4.4
Media and Cultural Studies	4.6	4.3	4.0
Psychological Sciences	4.5	4.2	3.9
Psychosocial Studies	4.6	4.5	4.2

Departments that chose feedback by individual tutor.

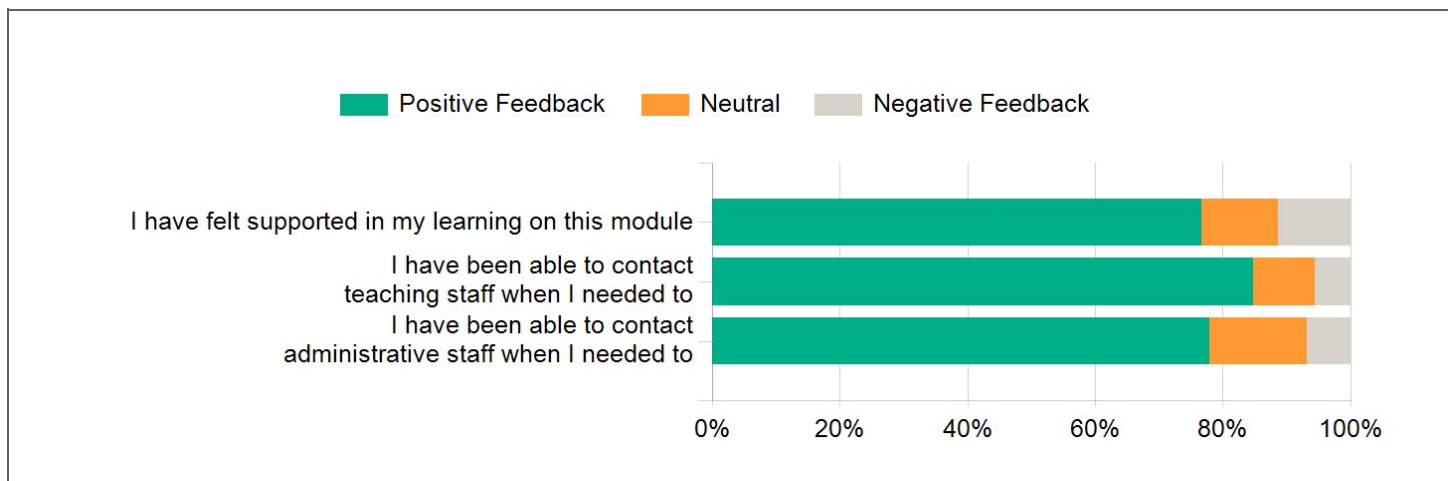
DEPARTMENT	Q11	Q12	Q13
Overall	4.5	4.3	4.2
Department of Criminology	4.6	4.4	4.5
Department of Law	4.4	4.3	4.2
Economics, Mathematics and Statistics	4.5	4.2	4.1
Geography, Environment and Development Studies	4.6	4.5	4.1
Management	4.4	4.2	4.0
Organisational Psychology	4.7	4.6	4.5
Philosophy	4.6	4.5	4.4
Politics	4.8	4.6	4.5



## Section 4: Academic Support (SAMPLE DATA ONLY)

Number	Question
Q14	I have felt supported in my learning on this module.
Q15	I have been able to contact teaching staff when I needed to.
Q16	I have been able to contact administrative staff when I needed to.

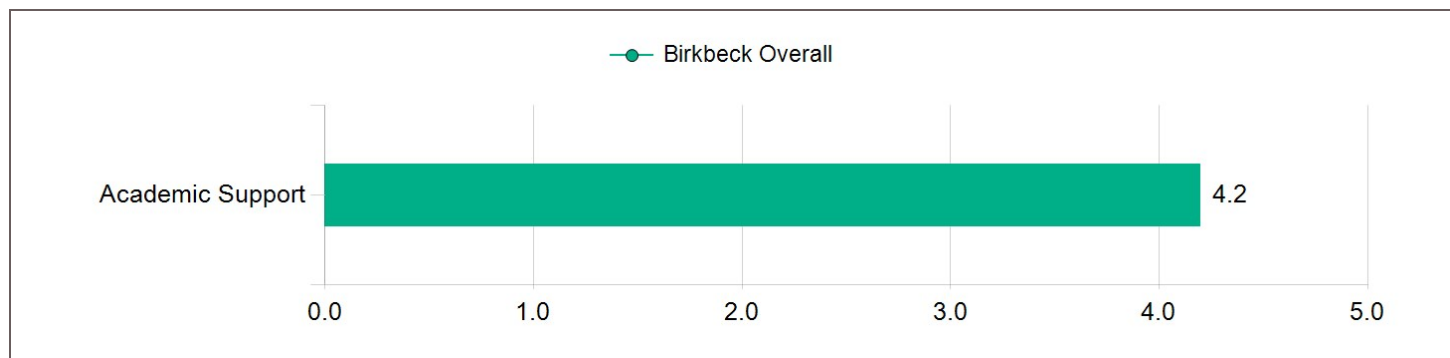
### Proportion agree - College-wide



Question	Definitely agree	Agree	Neither	Disagree	Definitely disagree
I have felt supported in my learning on this module	46.7%	29.9%	12.1%	6.7%	4.5%
I have been able to contact teaching staff when I needed to	59.8%	24.9%	9.7%	2.7%	2.8%
I have been able to contact administrative staff when I needed to	53.1%	24.9%	15.3%	3.2%	3.6%

## Mean by College, School, and Department

The bar reflects the mean of the answers of the 3 questions in the academic support section.



SCHOOL	Q14	Q15	Q16
Overall	4.1	4.4	4.2
School of Arts	4.3	4.5	4.2
School of Business, Economics & Informatics	4.0	4.3	4.1
School of Law	4.1	4.2	3.9
School of Science	4.0	4.3	4.2
School of Social Sciences, History & Philosophy	4.3	4.5	4.5

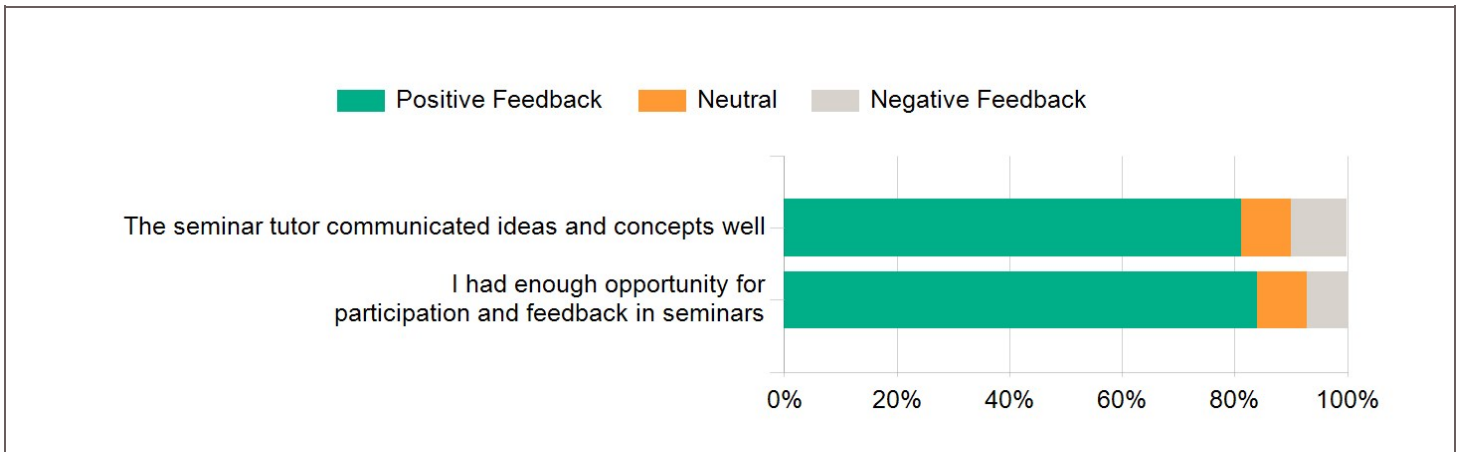
DEPARTMENT	Q14	Q15	Q16
Overall	4.1	4.4	4.2
Applied Linguistics and Communication	4.3	4.7	4.6
Biological Sciences	4.0	4.4	4.0
Computer Science and Information Systems	4.0	4.3	4.2
Cultures and Languages	4.3	4.6	4.2
Department of Criminology	4.4	4.4	4.1
Department of Law	4.0	4.1	3.8
Earth and Planetary Sciences	4.4	4.9	4.4
Economics, Mathematics and Statistics	3.8	4.2	4.1
English, Theatre and Creative Writing	4.4	4.5	4.2
Geography, Environment and Development Studies	4.1	4.3	4.2
History of Art and Screen Media	4.3	4.6	4.1
History, Classics and Archaeology	4.3	4.6	4.6
Law	4.0	4.0	5.0
Management	3.9	4.2	4.1
Media and Cultural Studies	4.0	4.4	4.2
Organisational Psychology	4.3	4.5	4.4
Philosophy	4.4	4.4	4.1
Politics	4.4	4.6	4.5
Psychological Sciences	3.9	4.2	4.2
Psychosocial Studies	4.1	4.4	4.4

## Section 5: Seminars (SAMPLE DATA ONLY)

Departments could choose whether or not to include this section in their surveys.

Number	Question
Q17	The seminar tutor communicated ideas and concepts well.
Q18	I had enough opportunity for participation and feedback in seminars.

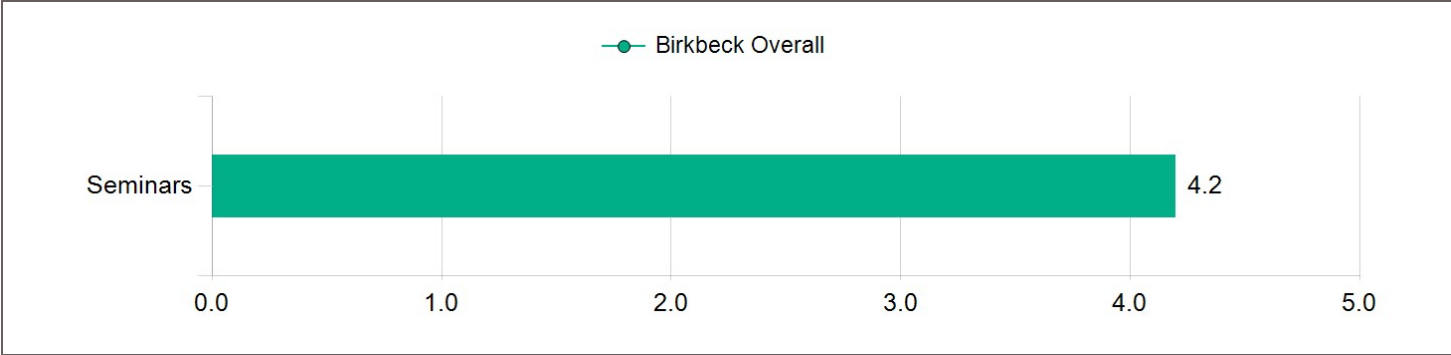
### Proportion agree - College-wide



Question	Definitely agree	Agree	Neither	Disagree	Definitely dsagree
The seminar tutor communicated ideas and concepts well	53.5%	27.7%	8.8%	4.9%	5.0%
I had enough opportunity for participation and feedback in seminars	55.8%	28.1%	8.9%	3.6%	3.6%

# Mean by College, School, and Department

The bar reflects the mean of the answers of the 2 questions related to seminars.



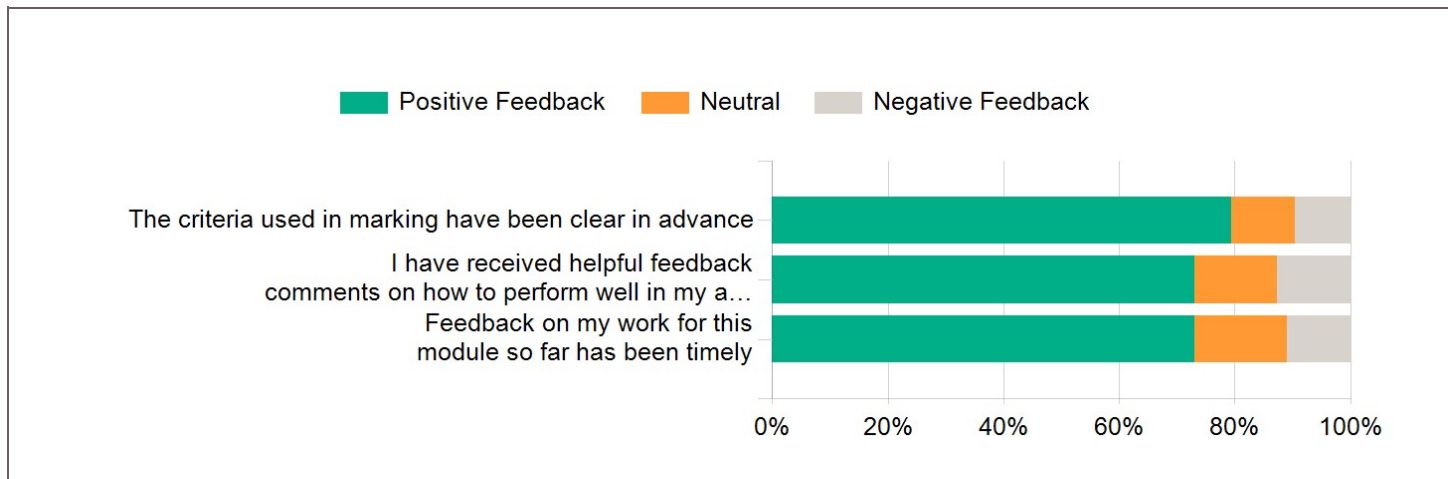
SCHOOL	Q17	Q18
Overall	4.2	4.3
School of Arts	4.4	4.4
School of Business, Economics & Informatics	4.1	4.2
School of Law	4.4	4.5
School of Social Sciences, History & Philosophy	4.4	4.5

DEPARTMENT	Q17	Q18
Overall	4.2	4.3
Cultures and Languages	4.6	4.6
Department of Criminology	4.4	4.5
Department of Law	4.4	4.4
Economics, Mathematics and Statistics	4.0	3.9
Management	4.0	4.2
Media and Cultural Studies	4.1	4.2
Organisational Psychology	4.3	4.4
Philosophy	4.4	4.6
Politics	4.4	4.5

## Section 6: Feedback (SAMPLE DATA ONLY)

Number	Question
Q19	The criteria used in marking have been clear in advance.
Q20	I have received helpful feedback comments on how to perform well in my assessment .
Q21	Feedback on my work for this module so far has been timely.

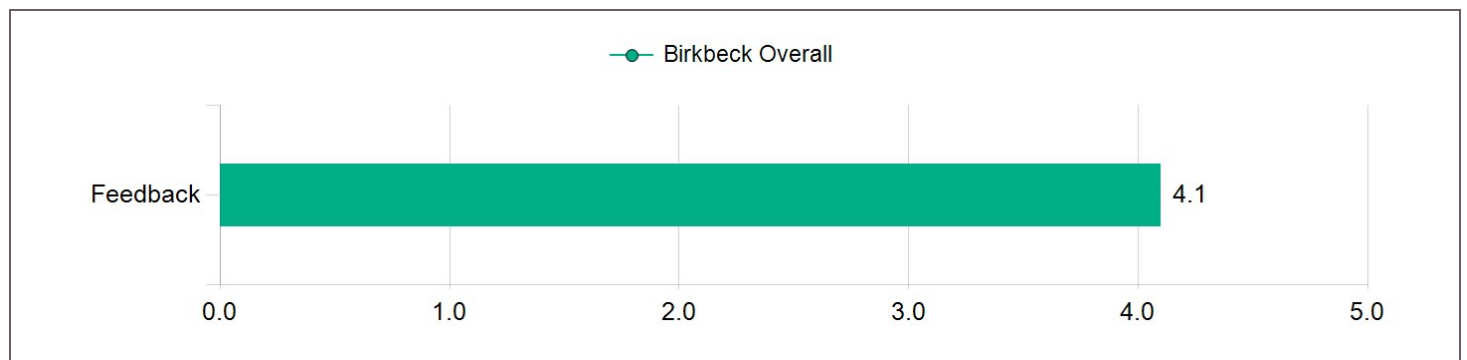
### Proportion agree - College-wide



Question	Definitely agree	Agree	Neither	Disagree	Definitely dsagree
The criteria used in marking have been clear in advance	48.9%	30.6%	11.0%	4.9%	4.7%
I have received helpful feedback comments on how to perform well in my assessment	46.5%	26.6%	14.3%	6.4%	6.2%
Feedback on my work for this module so far has been timely	48.4%	24.6%	16.0%	5.0%	6.0%

## Mean by College, School, and Department

The bar reflects the mean of the answers of the 3 questions in the feedback section.



SCHOOL	Q19	Q20	Q21
Overall	4.1	4.0	4.0
School of Arts	4.1	4.2	4.2
School of Business, Economics & Informatics	4.1	3.9	3.9
School of Law	4.1	4.0	4.0
School of Science	4.1	3.9	4.0
School of Social Sciences, History & Philosophy	4.3	4.3	4.3

DEPARTMENT	Q19	Q20	Q21
Overall	4.1	4.0	4.0
Applied Linguistics and Communication	4.4	4.3	4.4
Biological Sciences	4.1	3.9	3.9
Computer Science and Information Systems	4.1	3.8	3.9
Cultures and Languages	4.2	3.9	3.6
Department of Criminology	4.2	4.1	4.1
Department of Law	4.1	4.0	4.0
Earth and Planetary Sciences	4.4	4.6	4.7
Economics, Mathematics and Statistics	3.9	3.9	3.8
English, Theatre and Creative Writing	4.2	4.4	4.5
Geography, Environment and Development Studies	4.1	4.0	4.0
History of Art and Screen Media	4.3	4.4	4.4
History, Classics and Archaeology	4.3	4.4	4.5
Management	4.1	3.8	3.9
Media and Cultural Studies	3.8	4.0	4.0
Organisational Psychology	4.4	4.2	4.2
Philosophy	4.4	4.2	4.3
Politics	4.4	4.4	4.5
Psychological Sciences	4.0	3.8	3.9
Psychosocial Studies	4.2	4.0	4.0